



**XABC**  
XI'AN MUNICIPAL BUREAU  
OF INVESTMENT COOPERATION

# FOREIGN INVESTMENT IN XI'AN



XI'AN MUNICIPAL BUREAU OF INVESTMENT COOPERATION  
XI'AN ASSOCIATION OF ENTERPRISES WITH FOREIGN INVESTMENT  
May 2020



# **FOREIGN INVESTMENT IN XI'AN**





# PREFACE

In 2019, under the guidance of Xi Jinping Thought on Socialism with Chinese Characteristics for a New Era, we resolutely implemented the policies and decision made by the Party Central Committee, the State Council, Shaanxi Provincial Committee of the CPC, and Shaanxi Provincial People's Government, delivered a solid performance in promoting foreign investment, and advanced opening up with greater force and at a deeper level, achieving remarkable results in the utilization of foreign capital.

—Opening up to the outside world continued to expand. We relaxed foreign investment accessibility, strictly implemented the Special Management Measures for Foreign Investment Accessibility (Negative List) (2020 Edition), comprehensively overhauled or rescinded excessive restrictions that are not included in the negative list, and promoted higher-standard opening up.

—Efforts on investment promotion continued to increase. Relying on domestic and foreign resources, All district governments, county governments and development zones of Xi'an City vigorously carried out all-elements investment activities, implementing a number of foreign investment projects with large investment scales, strong industrial driving forces, and good development prospects. Among them, there are 5 projects with a total investment of over US\$100 million, and 12 projects with a total investment of more than US\$50 million. The investment involved such industries as new energy, Internet services, advanced manufacturing, construction and other fields.

—The reforms to streamline administration and delegate power, improve regulation, and upgrade services continued to be pressed ahead. We strictly implemented the management system combining pre-establishment national treatment and the negative list for foreign investment and carried out a series of publicity activities concerning the Foreign Investment Law to ensure stability in confidence in and expectations of foreign investment. We conducted the work on enacting, amending or repealing laws and regulations, and introduced the Implementation Measures of Xi'an

Municipal People's Government for Active and Effective Use of Foreign Investments to Promote High-Quality Economic Development to enhance the level of investment facilitation.

—The foreign investment rights and interests received further protection. We took steps to enhance stable foreign investment and improve service quality and established a survey system to stabilize foreign investment in foreign-invested companies. The survey covered more than 60 companies including Samsung, Micron, Licheng Semiconductor, Samsung SDI-ARN, Schneider Electric, and Bosch Rexroth, etc., with nearly 1,000 copies of the Questionnaire on Foreign Invested Enterprises distributed. We heard suggestions from companies, solved their problems, and protected their legitimate rights and interests.

In the years to come, we will fully implement the guiding principles of the important instructions made by General Secretary Xi Jinping during his visit to Shaanxi, take the new development concept as the overarching principle, and reform and opening up as the driving force to thoroughly implement the policy framework of the central government for stabilizing foreign investment, create a law-based and internationalized foreign investment environment with facilitation, promote the steady growth and smooth implementation of foreign investment projects, and press ahead high-quality economic development.

XI'AN MUNICIPAL BUREAU OF INVESTMENT COOPERATION

May 2020

# CONTENTS

1. Review of foreign investment in Xi ' an .....	1
1.1 Foreign-invested companies by industry in Xi ' an .....	1
1.2 Foreign-invested companies by country/region in Xi ' an .....	2
1.3 Foreign-invested companies by area in Xi ' an .....	2
2. Foreign investment in Xi ' an in 2019 .....	3
2.1 Basic information about foreign investment in Xi ' an in 2019 ...	3
2.2 Foreign investment by industry in Xi ' an in 2019 .....	3
2.2.1 Paid-in foreign investment by industry in 2019 .....	3
2.2.2 New foreign-invested companies by industry in Xi ' an in 2019 .....	6
2.3 Foreign-invested companies by country/region in Xi ' an in 2019 .....	7
2.3.1 Paid-in foreign investment by country/region in Xi ' an in 2019 .....	7
2.3.2 Newly-established foreign-invested companies by country/region in Xi ' an in 2019.....	9
2.3.3 The companies established in Xi ' an by countries along the Belt and Road in 2019 .....	10
2.4 Foreign investment by region in Xi ' an in 2019.....	10
2.4.1 Paid-in foreign investment by region in Xi ' an in 2019 .....	10

2.4.2 Newly-established foreign-invested companies by area in Xi ' an in 2019 .....	11
3. Analysis of the Annual Joint Report on Investment and Operation Information of Foreign-invested Companies in Xi ' an .....	11
3.1 General situation of annual joint report by foreign-invested companies in 2019 .....	12
3.2 Analysis of foreign-invested companies .....	12
3.2.1 Foreign-invested companies by industry.....	12
3.2.2 Foreign-invested companies by country/region .....	13
3.2.3 Distribution of foreign-invested companies by area .....	15
3.3 Revenue status of foreign-invested companies.....	17
3.4 Profit of foreign-invested companies .....	18
3.5 Taxation status of foreign-invested enterprises .....	20
3.6 Employment situation of foreign-invested companies .....	21
4. List of top 50 foreign-invested companies in Xi ' an.....	25
4.1 Top 50 companies in investment .....	25
4.2 Top 50 companies in operating income .....	30
4.3 Top 50 companies by profit .....	35
4.4 Top 50 taxpayers .....	40
4.5 Top 50 companies in terms of export .....	45
4.6 Top 50 companies in terms of employees.....	50
4.7 Top 50 companies in manufacturing industry .....	55
4.8 Top 50 companies in services sector.....	60

4.9 Foreign-invested companies form major investment source  
countries ..... 65



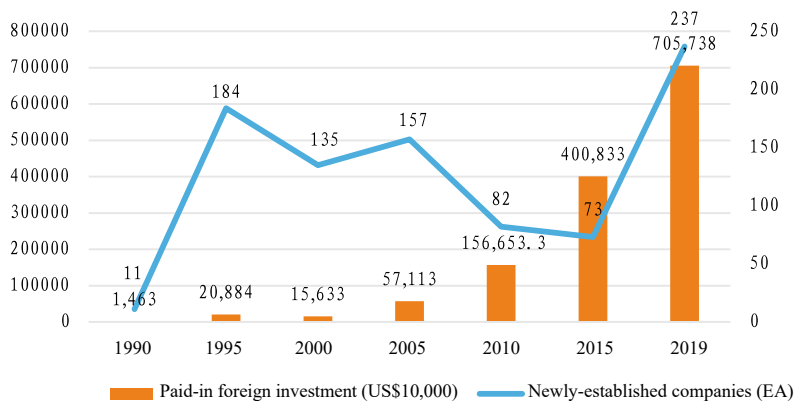
## 1.Review of foreign investment in Xi'an

Foreign investment in Xi'an began in 1983. The first Sino-foreign joint venture, Chang'an Nylon Zipper Factory, and the first Sino-foreign cooperative enterprise, Golden Flower Hotel, opened the prelude to foreign investment. In that year, we used contractual foreign investment of US\$35 million, and paid-in foreign investment of US\$8 million.

As of 2019, there had been a total of 4,212 foreign-invested companies in Xi'an, with a cumulative paid-in foreign investment of US\$47.886 billion.

Before 2002, the annual paid-in foreign investment in Xi'an had been around US\$200 million; from 2002 to 2019, the annual paid-in foreign investment grew from US\$203 million to US\$7.057 billion, a 23.22 percent rise on the average.

**Fig. 1 Foreign investment in Xi'an during important years**



### 1.1 Foreign-invested companies by industry in Xi'an

Foreign-invested companies in Xi'an make their investment in the primary, secondary and tertiary industries, with focus on the secondary industry, which accounts for 49.7%. The primary industry and the tertiary industry account for 1.6% and 48.7% respectively.

The foreign-invested companies invest in a variety of industries, dominated by manufacturing, which accounts for 48.1%. The leasing and business services account for 9.8%; real estate for 8.6%; wholesale and retail 7.7%; information transmission, software and information technology services 7.1%; hotels and restaurants 3.7%; culture, sports and entertainment sector 3.0%; construction 2.2%; scientific research and technology services 1.8%; transportation, warehousing and postal services 1.5%; agriculture, forestry, animal husbandry, and fishery 1.6%; finance 1.4%; residential services, repairs and other services 1.4%; and other industries 2.1%.

Foreign-invested manufacturing companies are mainly distributed in the following categories of industry: the manufacturing of computers, communications and other electronic equipment accounts for 7.4%, special equipment manufacturing for 3.3%, general equipment manufacturing 3.2%, chemical raw materials and chemical products manufacturing 3%, and food manufacturing 2.8%.

### **1.2 Foreign-invested companies by country/region in Xi'an**

The foreign-invested companies in Xi'an come from diverse countries/regions, mainly from Hong Kong, the United States, Taiwan and South Korea. As of 2019, companies from 85 countries and regions had invested and set up branches in Xi'an, 40.67% of which are from Hong Kong, 10.68% from the United States, 9.21% from Taiwan, 6.03% from South Korea, 5.68% from Japan, and 4.23% from Singapore.

### **1.3 Foreign-invested companies by area in Xi'an**

Foreign-invested companies in Xi'an are distributed in all areas of the city, mainly in development zones, especially concentrated in Xi'an High-tech Industries Development Zone and Xi'an Economic & Technological Development Zone. A total of 1,397 foreign-invested companies have been established in Xi'an High-tech Industries Development Zone, accounting for 33.17% of the total foreign-invested companies in Xi'an. A total of 516 foreign-invested companies have been established in Xi'an Economic & Technological Development Zone, accounting for 12.25%, and 2,203 foreign-invested companies have been established in 7 other development zones, accounting for 52.30%.



## 2. Foreign investment in Xi'an in 2019

### 2.1 Basic information about foreign investment in Xi'an in 2019

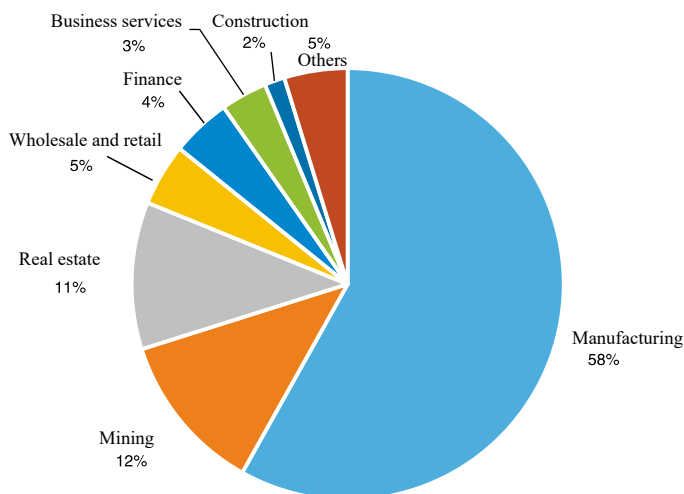
In 2019, we attracted 237 new foreign-invested companies, a year-on-year increase of 14.13%, accounting for 73.37% in Shaanxi Province. The paid-in foreign investment was US\$7.057 billion, rising by 11.08% on a year-on-year basis, accounting for 91.3% in Shaanxi Province.

### 2.2 Foreign investment by industry in Xi'an in 2019

#### 2.2.1 Paid-in foreign investment by industry in 2019

In 2019, the paid-in foreign investment in Xi'an reached US\$ 7.057 billion, which went to 17 industries. Among them, the paid-in foreign investment in manufacturing was US\$4.101 billion, accounting for 58.11%; US\$848 million was invested in the mining industry, accounting for 12%; and US\$778 million went to the real estate sector, accounting for 11.02%.

**Fig. 2 Paid-in foreign investment by industry in 2019**

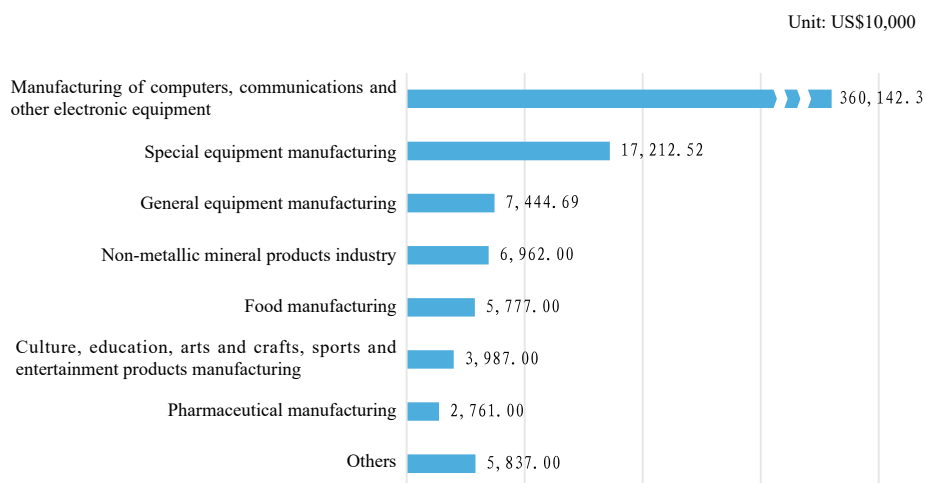


**Table 1 Paid-in foreign investment by industry in 2019**

Industries	Paid-in foreign investment (US\$10,000)	Percentage
Manufacturing	410,123.52	58.11%
Mining	84,790.00	12.01%
Real estate	77,801.59	11.02%
Wholesale and retail	32,861.41	4.66%
Finance	31,514.00	4.47%
Business services	24,564.00	3.48%
Construction	10,613.00	1.50%
Leasing and business services	7,351.00	1.04%
Transportation, warehousing and postal services	7,211.05	1.02%
Power, heat, gas and water production and supply	5,950.31	0.84%
Culture, sports and entertainment sector	5,376.00	0.76%
Information transmission, software and information technology services	4,226.70	0.60%
Hotels and restaurants	1,632.00	0.23%
Scientific research and technology services	734.00	0.10%
Residential services, repairs and other services	580.00	0.08%
Health and social work	322.00	0.05%
Agriculture, forestry, animal husbandry and fishery	85.00	0.01%
Total	705,735.58	100.00%

Of the paid-in investment in manufacturing in 2019, US\$3.601 billion was invested in the manufacturing of computers, communications and other electronic equipment, accounting for 87.8%; US\$172 million went to special equipment manufacturing, accounting for 4.2%; and US\$74 million was spent in general equipment manufacturing, accounting for 1.8%.

**Fig. 3 Paid-in foreign investment in manufacturing by industry in 2019**



**Table 2 Paid-in foreign investment in manufacturing by industry in 2019**

Industries	Paid-in foreign investment (US\$10,000)	Percentage
Manufacturing of computers, communications and other electronic equipment	360,142.30	87.81%
Special equipment manufacturing	17,212.52	4.20%
General equipment manufacturing	7,444.69	1.82%
Non-metallic mineral products industry	6,962.00	1.70%
Food manufacturing	5,777.00	1.41%
Culture, education, arts and crafts, sports and entertainment products manufacturing	3,987.00	0.97%
Pharmaceutical manufacturing	2,761.00	0.67%
Chemical raw materials and chemical products manufacturing	1,555.00	0.38%
Metal products, machinery and equipment repair industry	1,500.00	0.37%
Automotive manufacturing	653.00	0.16%
Railway, shipbuilding, aerospace and other transportation equipment manufacturing	587.00	0.14%
Wine, beverage and refined tea manufacturing	560.00	0.14%

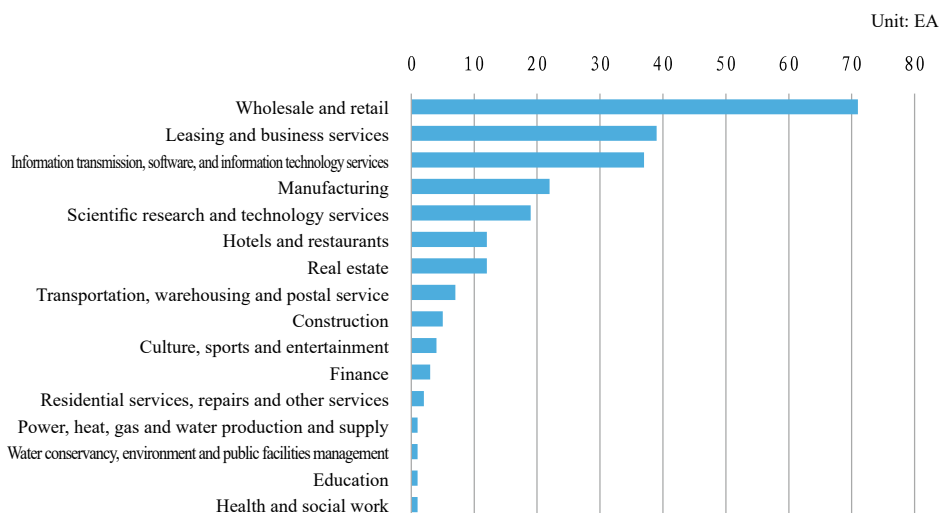
Instrumentation manufacturing	536.00	0.13%
Electrical machinery and equipment manufacturing	201.00	0.05%
Agricultural and sideline food processing industry	114.00	0.03%
Non-ferrous metal smelting and rolling processing industry	76.00	0.02%
Papermaking and paper products industry	55.00	0.01%
Total	410,123.52	100.00%

### 2.2.2 New foreign-invested companies by industry in Xi'an in 2019

In 2019, we attracted 237 foreign-invested companies, mainly distributed in 16 industries in the secondary and tertiary industries, with the tertiary industry dominant.

Twenty-three newly-established foreign-invested companies invested in the secondary industry, 22 of which are mainly in manufacturing and one in power, heat, gas and water production and supply. The tertiary industry attracted 214 newly-established foreign-invested companies, 71 of which invest in wholesale and retail, 39 in leasing and business services, and 37 in information transmission, computer services, and software.

**Fig. 4 Foreign-invested companies by industry in 2019**



**Table 3 Foreign-invested companies by industry in 2019**

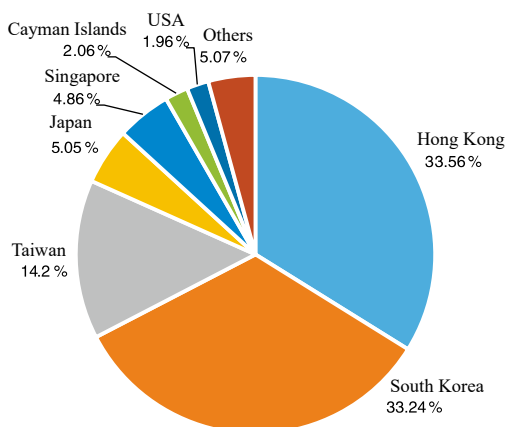
Industries	Number of companies (EA)	Percentage
Wholesale and retail	71	29.96%
Leasing and business services	39	16.46%
Information transmission, computer services and software	37	15.61%
Manufacturing	22	9.28%
Scientific research, technology services and geological prospecting	19	8.02%
Hotels and restaurants	12	5.06%
Real estate	12	5.06%
Transportation, warehousing and postal service	7	2.95%
Construction	5	2.11%
Culture, sports and entertainment	4	1.69%
Finance	3	1.27%
Residential services, repairs and other services	2	0.84%
Power, heat, gas and water production and supply	1	0.42%
Water conservancy, environment and public facilities management	1	0.42%
Education	1	0.42%
Health, social security and social welfare	1	0.42%
Total	237	100%
Total	705,735.58	100.00%

### **2.3 Foreign-invested companies by country/region in Xi'an in 2019**

#### **2.3.1 Paid-in foreign investment by country/region in Xi'an in 2019**

In 2019, the paid-in foreign investment in Xi'an was US\$7.057 billion from 20 countries and regions, mainly from Hong Kong, South Korea and Taiwan. Of the total paid-in foreign investment in Xi'an, 81 percent came from the above three countries and regions.

**Fig. 5 Source distribution of the paid-in foreign investment in 2019**



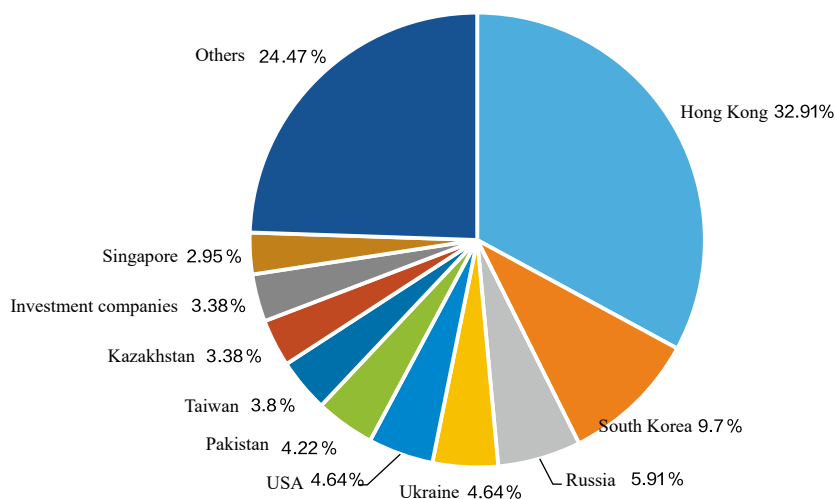
**Table 4 Paid-in foreign investment by country/region in 2019**

No.	Country/Region	Paid-in foreign investment (US\$10,000)	Percentage
1	Hong Kong	236,880.02	33.56%
2	South Korea	234,600.00	33.24%
3	Taiwan	100,216.50	14.20%
4	Japan	35,628.00	5.05%
5	Singapore	34,306.00	4.86%
6	Cayman Islands	14,554.00	2.06%
7	The United States	13,855.00	1.96%
8	Macao	6,271.00	0.89%
9	Investment companies	6,255.00	0.89%
10	Holland	6,024.36	0.85%
11	France	5,094.00	0.72%
12	Luxembourg	4,276.00	0.61%
13	British Virgin Islands	3,744.00	0.53%
14	Samoa	1,420.00	0.20%
15	Germany	1,329.82	0.19%
16	Sweden	431.87	0.06%
17	The United Kingdom	411.00	0.06%
18	Switzerland	225.00	0.03%
19	Australia	182.00	0.03%
20	Brazil	32.00	0.00%
	<b>Total</b>	<b>705,735.58</b>	<b>100.00%</b>

### 2.3.2 Newly-established foreign-invested companies by country/region in Xi'an in 2019

In 2019, a number of companies from 42 countries and regions invested in Xi'an, setting up 237 companies and branches and most of them are from Hong Kong, South Korea and Russia. Of all the newly-established companies, 78 are from Hong Kong, accounting for 32.91%; 23 from South Korea, accounting for 9.70%; and 14 from Russia, accounting for 5.91%.

**Fig. 6 Newly-established foreign-invested companies by country/region in 2019**



**Table 5 Newly-established foreign-invested companies by country/region in 2019**

No.	Country/Region	Number of companies (EA)	Percentage
1	Hong Kong	78	32.91%
2	South Korea	23	9.70%
3	Russia	14	5.91%
4	Ukraine	11	4.64%
5	The United States	11	4.64%
6	Pakistan	10	4.22%
7	Taiwan	9	3.80%
8	Kazakhstan	8	3.38%
9	Investment companies	8	3.38%
10	Singapore	7	2.95%
11	Canada	5	2.11%
12	Australia	5	2.11%

13	The United Kingdom	4	1.69%
14	Tadzhikistan	4	1.69%
15	Germany	3	1.27%
16	Japan	2	0.84%
17	Indonesia	2	0.84%
18	Turkey	2	0.84%
19	Kyrgyzstan	2	0.84%
20	Virgin Islands	2	0.84%
21	India	2	0.84%
22	Morocco	2	0.84%
23	Brazil	2	0.84%
24	Poland	2	0.84%
25	Palestine	2	0.84%
26	Macao	1	0.42%
27	Thailand	1	0.42%
28	Malaysia	1	0.42%
29	Romania	1	0.42%
30	France	1	0.42%
31	Italy	1	0.42%
32	New Zealand	1	0.42%
33	Samoa	1	0.42%
34	Israel	1	0.42%
35	Cayman Islands	1	0.42%
36	Iran	1	0.42%
37	Uzbekistan	1	0.42%
38	Yemen	1	0.42%
39	Ghana	1	0.42%
40	Belarus	1	0.42%
41	Venture capital companies	1	0.42%
42	Zambia	1	0.42%
Total		237	100.00%

### 2.3.3 The companies established in Xi'an by countries along the Belt and Road in 2019

In 2019, 74 of the foreign-invested companies in Xi'an were from the countries along the Belt and Road. Among them, 14 are from Russia, 11 from Ukraine, 10 from Pakistan, 8 from Kazakhstan, 7 from Singapore, 4 from Tajikistan, 2 from Indonesia, 2 from Turkey, 2 from Kyrgyzstan, 2 from Poland and 2 from Palestine.

## 2.4 Foreign investment by region in Xi'an in 2019

### 2.4.1 Paid-in foreign investment by region in Xi'an in 2019



In 2019, the paid-in foreign investment in Xi'an was US\$7.057 billion. US\$6.192 billion went to Xixian New Area and the development zones, accounting for 87.74%, and US\$865 million was invested in the districts and counties of Xi'an, accounting for 12.26%.

Xi'an High-tech Industries Development Zone and Xi'an Economic & Technological Development Zone were the main users of the paid-in foreign investment. The former utilized US\$3.214 billion, accounting for 45.54% of the total in Xi'an and the latter used US\$1.869 billion, accounting for 26.48%. The combined paid-in foreign investment used by the two development zones totaled 72.02%.

#### **2.4.2 Newly-established foreign-invested companies by area in Xi'an in 2019**

In 2019, a total of 237 foreign-invested companies were established in Xi'an. Among them, 188 were in Xixian New Area and various development zones, accounting for 79.32%. The development zones mainly refer to Xi'an High-tech Industries Development Zone, Xi'an Economic & Technological Development Zone and Xixian New Area. A total of 138 foreign-invested companies were established in these three areas, accounting for 58.23%.

### **3. Analysis of the Annual Joint Report on Investment and Operation Information of Foreign-invested Companies in Xi'an**

In accordance with the Circular of the Ministry of Commerce, the Ministry of Finance, the State Taxation Administration, the National Bureau of Statistics and the State Administration of Foreign Exchanges on Carrying Out the Annual Joint Report on Investment and Operation Information of Foreign-invested Companies in 2019 (Shang Zi Han [2019] No. 105), all the foreign-invested companies that were established and registered and won legal personality in Xi'an according to law before December 31, 2018 must participate in the annual joint report of the foreign investment authority, financial department, taxation department, statistical department, and foreign exchange department of Xi'an from April 1 to June 30, 2019, and fill in the annual operation of foreign-invested companies and the changes of relevant basic information in 2018. The annual joint report aims to strengthen the supervision and management of the companies and protect their legal rights and interests. It is a statutory system that conducts annual inspections of

companies in accordance with the law to confirm their qualifications for continuing operations.

### 3.1 General situation of annual joint report by foreign-invested companies in 2019

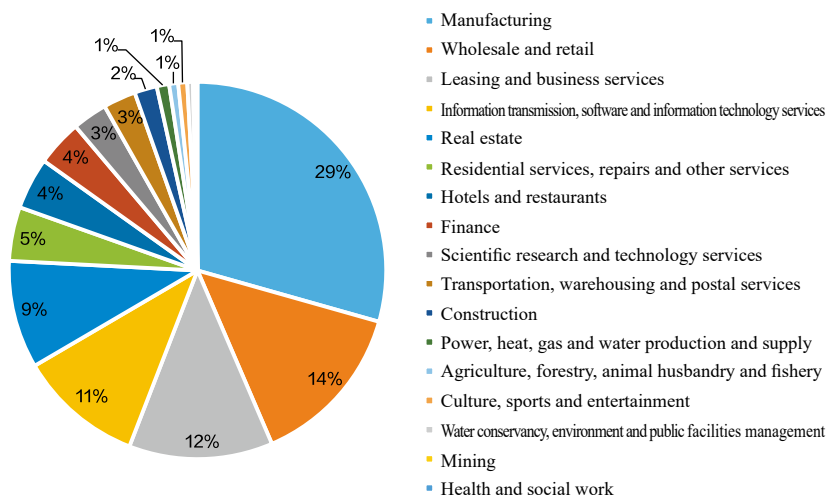
In 2019, a total of 1,038 enterprises in Xi'an participated in the annual joint report, and 100% of them were up to standard, a year-on-year increase of 11.37%. The 1,038 companies participating in the annual joint report achieved sales (operating) income of nearly 291.4 billion yuan in 2018, an increase of 38.4 billion yuan over the same period last year, an increase of 15.18%; total tax payment was 9.316 billion yuan, a decrease of 0.76% year-on-year; total profit was 20.454 billion yuan, an increase of 15.71%. In 2019, there were 49 foreign-invested companies with an export value greater than 10 million yuan, with a total export value of 105.783 billion yuan, accounting for 61.14% of the export value in Xi'an.

### 3.2 Analysis of foreign-invested companies

#### 3.2.1 Foreign-invested companies by industry

The annual report shows that the top four industries that foreign-invested companies invested in Xi'an in 2018 are: manufacturing 29%; wholesale and retail 14%; leasing and business services 12%; information transmission, software and information technology services 11%.

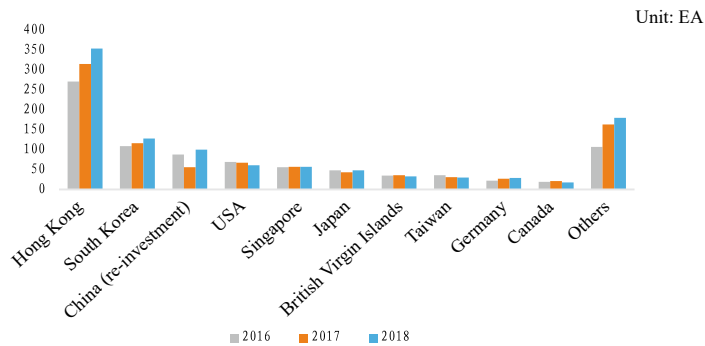
**Fig. 7 Foreign-invested companies by industry in Xi'an in 2018**



### 3.2.2 Foreign-invested companies by country/region

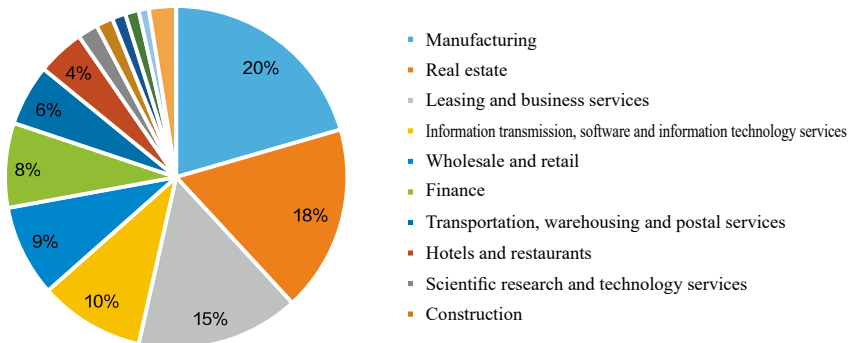
The annual report shows that the foreign-invested companies participating in the report in 2018 are mainly from Asian countries and regions, with Hong Kong, South Korea and Taiwan as the main sources. Among them, the number of foreign-invested companies from Hong Kong and South Korea has increased year by year, and the foreign-invested companies from Hong Kong have had a growing proportion year by year.

**Fig. 8 Number of foreign-invested companies in Xi'an from the countries/regions between 2016 and 2018**



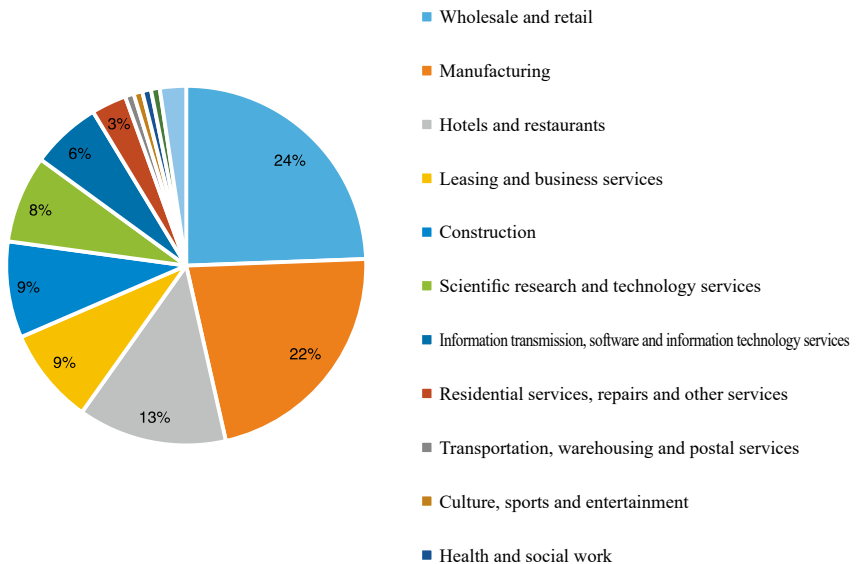
The foreign-invested companies from Hong Kong mainly invest in real estate, manufacturing, leasing and business services. More than 60% of foreign-funded real estate companies in Xi'an are Hong Kong-invested real estate companies, and 8% are invested by Singapore companies. The remaining real estate company investors come from ten countries and regions in Asia, Europe and America.

**Fig. 9 Distribution of Hong Kong-funded companies by industry**



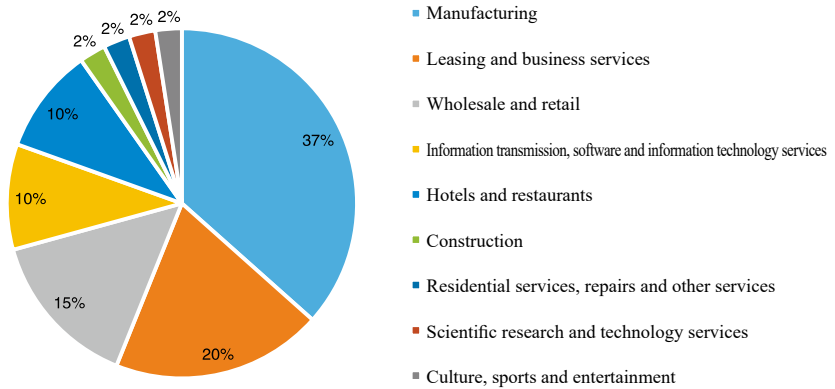
The Korean-funded companies mainly invest in the manufacturing of computers, communications and other electronic equipment. South Korean companies, led by Samsung (China) Semiconductor Co., Ltd., are mainly concentrated in Xi'an High-tech Industries Development Zone, and develop in clusters by laying out the semiconductor industry chain. Nearly one-third of South Korean manufacturing companies are semiconductor companies, supported by upstream chemical raw material and chemical product manufacturing companies. Wholesale and retail companies account for 24%, mainly engaged in the wholesale of semiconductor equipment and materials. In addition, the growing Koreans working and living in Xi'an High-tech Industries Development Zone have driven investment in Korean catering. Among the industries where Korean companies are deployed, hotels and restaurants rank third.

**Fig. 10 Distribution of Korean-funded companies by industry**



Most of the Taiwan-funded companies are old-fashioned foreign-invested companies and more than 41% of them have operated for more than fifteen years, and few companies have been established in the past five years. The Taiwan-funded companies mainly invest in manufacturing, leasing and business services, as well as wholesale and retail.

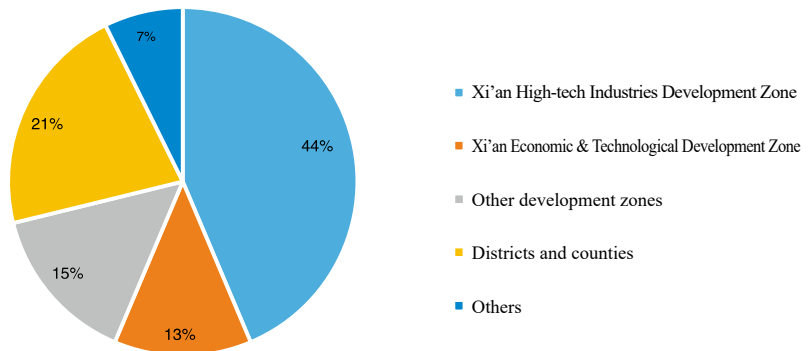
**Fig. 11 Distribution of Taiwan-funded companies by industry**



### 3.2.3 Distribution of foreign-invested companies by area

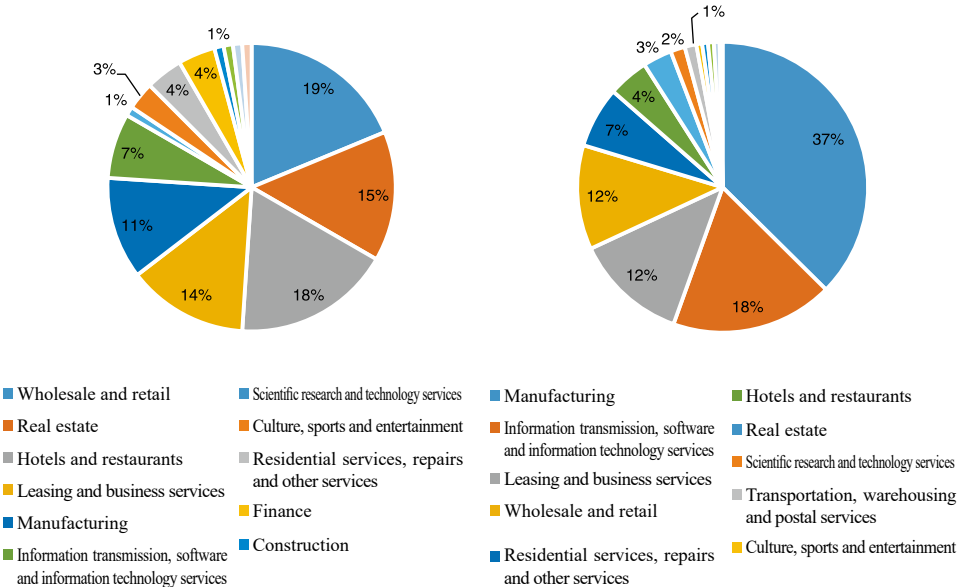
The annual report shows that in 2018, the foreign-invested companies in Xi'an tended to make investment in the development zone, with a focus on Xi'an High-tech Industries Development Zone. Among them, foreign-invested companies in Xi'an High-tech Industries Development Zone accounted for 44%, and the foreign-invested companies in Xi'an High-tech Industries Development Zone and Xi'an Economic & Technological Development Zone accounted for 57%. On the one hand, the resources and preferential policies of the development zones are an advantageous means of attracting foreign investment. On the other hand, the clear leading industries in the development zones have an important influence on choice of company location.

**Fig. 12 Percentage of foreign-invested companies in each area**



The layout of leading industries is conducive to the formation of industry clusters. Comparing Xi'an High-tech Industries Development Zone with the three urban districts (Xincheng District, Beilin District and Lianhu District), the three urban districts are traditional areas for developing foreign-invested companies in Xi'an. Since Golden Flower Hotel, the first Chinese-foreign cooperative hotel in Xi'an, was established in Xincheng District in 1983, the three urban districts have used foreign investment for 37 years. In the course of their development, the districts have had evenly-distributed industries, but failed to form a cluster of leading industries. In Xi'an High-tech Industries Development Zone, there has formed a modern manufacturing cluster with new energy vehicles, biomedicine, etc. as its core, and an electronic information industry cluster with semiconductors, software, and information as its core. The foreign-invested companies in manufacturing account for 37%. Information transmission, software, and information technology services account for 18%. The two dominant industries support the development of Xi'an High-tech Industries Development Zone in utilizing foreign investment.

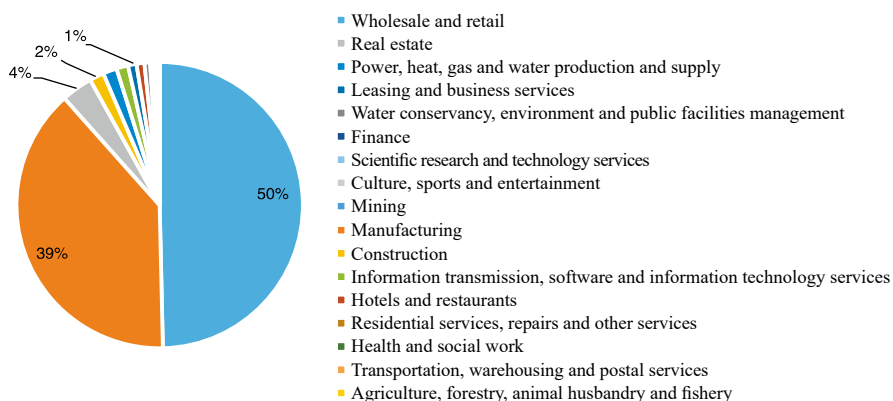
**Fig. 13 Comparison of industry distribution between the three urban districts and Xi'an High-tech Industries Development Zone**



### 3.3 Revenue status of foreign-invested companies

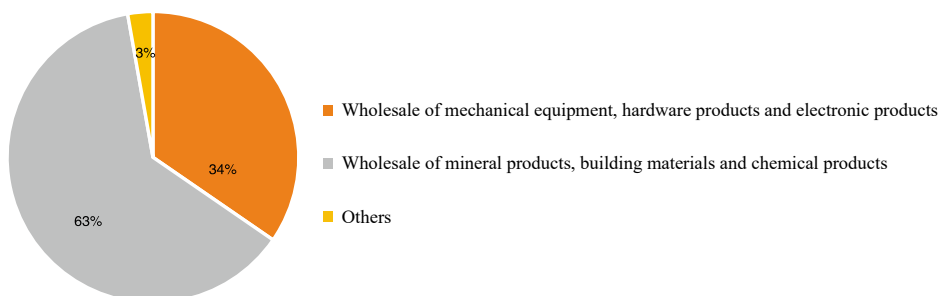
The annual report shows that the sales (operating) income of foreign-invested companies in Xi'an in 2018 was nearly 291.4 billion yuan, of which wholesale and retail accounted for 50% and manufacturing for 39%. The total revenue of the two accounted for nearly 90% of the total sales (operating) income of foreign-invested companies.

**Fig. 14 Percentage of revenue by industry**



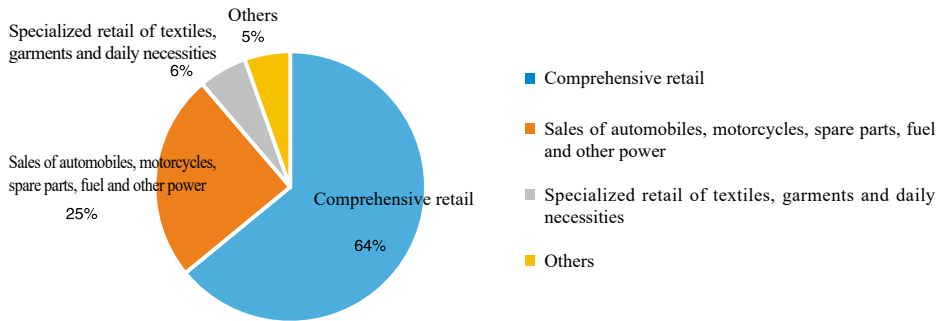
Revenue in the wholesale and retail industry mainly comes from wholesale. The wholesale business engaged by foreign-invested companies in Xi'an mainly includes wholesale of mechanical equipment, hardware products and electronic products, wholesale of mineral products, building materials and chemical products, wholesale of textiles, garments and household products, and wholesale of food, beverages and tobacco products. The first two categories of companies account for nearly 60%.

**Fig. 15 Distribution of revenue from wholesale sector**



Comprehensive retail revenue ranks first in the retail industry. The comprehensive retail industry has outstanding performance mainly because there are most comprehensive retail companies in the retail industry. What's more, comprehensive retail industry model determines that the companies are characterized by large scale, high operating costs and high operating income. The foreign-invested companies in the comprehensive retail industry in Xi'an mainly include CR Vanguard, SKP, Century Ginwa, Golden Eagle International, etc.

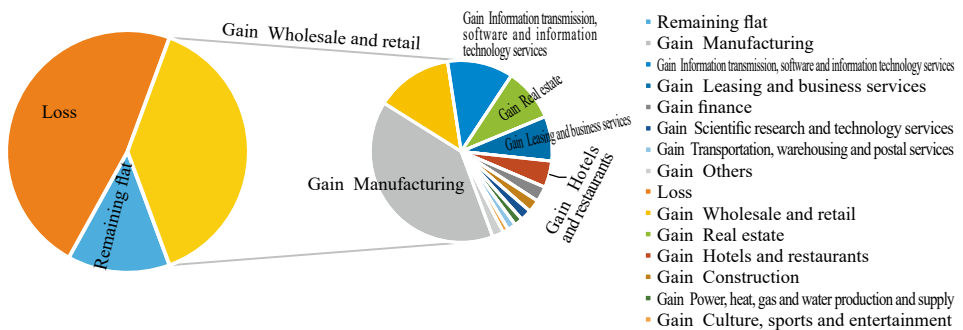
**Fig. 16 Distribution of revenue from retail sector**



### 3.4 Profit of foreign-invested companies

The annual report tells us that the total profit of the 1,038 foreign-invested companies in Xi'an in 2018 was 20.454 billion yuan, and more than half of the companies achieved profitability or remained flat. Of the profitable companies, 40% are manufacturing, and 14% are wholesale and retail.

**Fig. 17 Profits by industry**





The profitability of the manufacturing industry has increased. The number of manufacturing companies declined in 2018, but the total profit increased by 29% year-on-year, with an average profit per company up to 51.18 million yuan, exceeding the average level of foreign-invested enterprises in Xi'an and ranking first among all industries. Among the subdivisions of the manufacturing sector, the most profitable are the manufacturing of computers, communications and other electronic equipment, the automobile manufacturing industry, and the non-metallic mineral products industry, with an average profit of more than 100 million yuan per company.

The wholesale and retail sector has a weak profitability. Out of the wholesale and retail companies, which rank the second place in number in the industries, 37% are profitable, with the average profit per company ranking sixth in the industries. In addition, the leasing and business services with the third largest number of companies achieved total profit below zero in 2018 despite the slight increase in number of companies, and the average profit per company was negative. The loss was second only to transportation, warehousing and postal services.

**Table 6 Average profit per company by industry**

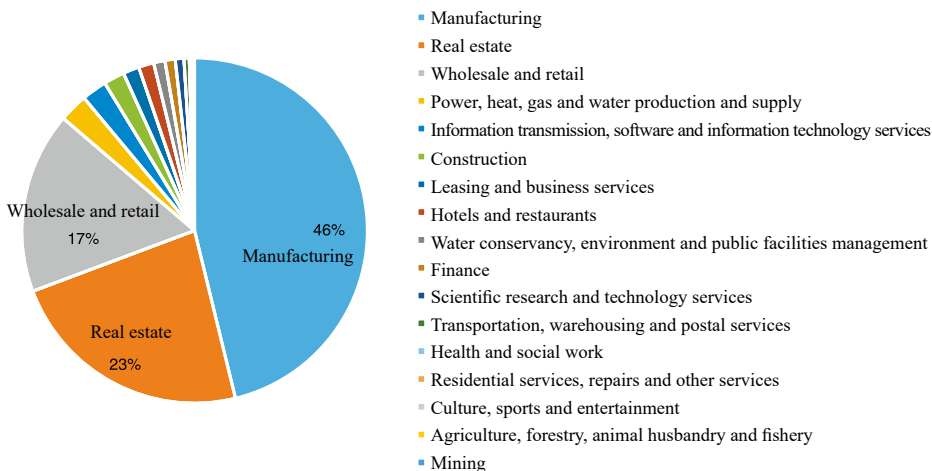
No.	Industries	Average profit per company in 2018 (RMB)	Year-on-year growth
1	Manufacturing	51,181,144	35%
2	Health and social work	46,614,475	13%
3	Power, heat, gas and water production and supply	34,940,750	-5%
4	Construction	32,031,851	2448%
5	Real estate	13,185,022	-26%
6	Wholesale and retail	11,388,458	-36%
7	Finance	7,197,944	28%
8	Hotels and restaurants	5,730,547	8%
9	Scientific research and technology services	4,226,089	-48%
10	Residential services, repairs and other services	839,765	-30%
11	Information transmission, software and information technology services	725,900	-54%
12	Mining	-356,240	-95%
13	Leasing and business services	-437,001	-133%
14	Transportation, warehousing and postal services	-1,581,129	-114%
Average in Xi'an		19,706,123	4%

### 3.5 Taxation status of foreign-invested enterprises

According to the annual report, 1,038 foreign-invested enterprises contributed a total of 9.316 billion yuan in tax revenue to Xi'an in 2018, accounting for 16.74% of the city's tax revenue. Among them, the manufacturing, real estate, wholesale, and retail contribute more tax revenue than the other industries.

The manufacturing companies contributed a total tax of 4.3 billion yuan, accounting for 46%, followed by real estate companies whose contribution to tax accounted for 23% of the total tax paid by foreign-invested enterprises in Xi'an. The wholesale and retail industry came third, accounting for 17%. In addition, foreign-invested companies in the industries such as information transmission, software and information technology services as well as leasing and business services, which are also major industries in which foreign-invested companies make their investment, grew in number on a year-on-year basis, but their tax contribution declined.

**Fig. 18 Distribution of tax contribution by industry**

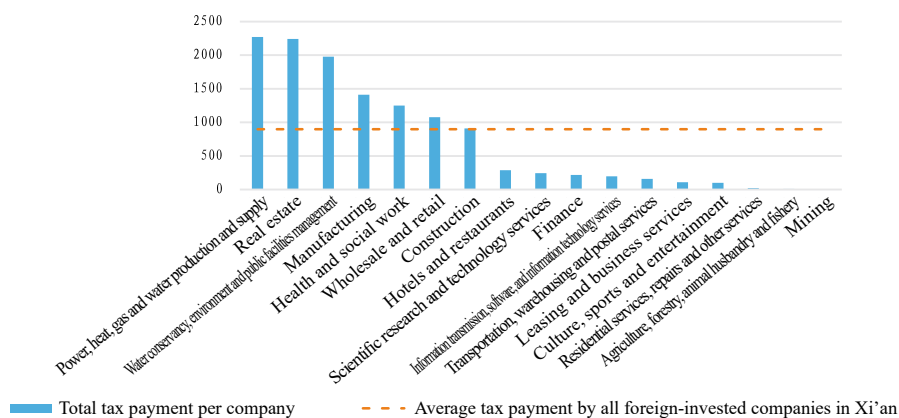


In 2018, the average tax payment per company was 8.98 million yuan. The seven industries including power, heat, gas and water production and supply, real estate, water conservancy, environment and public facilities management, manufacturing, health and social work, wholesale and retail, and construction contributed to tax revenue higher than average tax payments per

company. Except the construction industry, the average tax payment per company in the rest six industries exceeds 10 million yuan.

The foreign-invested companies in such industries as power, heat, gas and water production and supply, water conservancy, environmental and public facilities management, and health and social work account for only 2% of the total foreign-invested companies, but they contributed higher tax revenue per company due to their unique nature of industry.

**Fig. 19 Average tax payment per company by industry**



### 3.6 Employment situation of foreign-invested companies

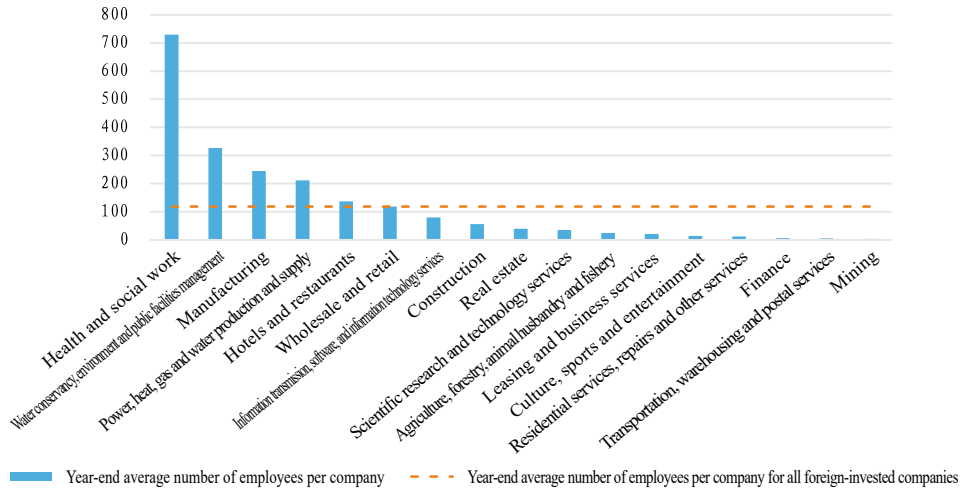
From the annual report we know that in 2018, foreign-invested companies in Xi'an offered jobs to more than 122,000 people, including nearly 2,000 foreigners. In 2018, they provided jobs to more than 1,000 people, accounting for 1.67% of the new urban employment population in Xi'an. Generally speaking, the total number of employees increased slightly at the end of the year, but companies grew in number by over 10% in the same year, and the number of employees per company decreased from 131 to 118, a drop of 9.9%.

**Table 7 Employment overview of foreign-invested companies in Xi'an**

Indicator	Unit	2018	2017	Year-on-year
Year-end number of employees	Person(s)	122866	122367	0.4%
Year-end average number of employees per company	Person(s)	118	131	-9.9%

Industries with more than 100 employees per company are health and social work, water conservancy, environment and public facilities management, manufacturing, power, heat, gas and water production and supply, hotels and restaurants, and wholesale and retail.

**Fig. 20 Average number of employees per company by industry**



Manufacturing offers the most jobs. The employment in manufacturing fell slightly in 2018, dropping by about 0.1%, but manufacturing still offered far more jobs than other industries, totaling 75,000 people, accounting for more than 60%.

Employment in the three major industries of agriculture, forestry, animal husbandry and fishery, finance, as well as construction rose by more than 100%. Among them, the employment in agriculture, forestry, animal husbandry and fishery had the largest increase, that is because of the low base of employees at the end of previous year; the employment in financial sector came next, due to the increase of over 50% in the number of participating companies in 2019.

The information transmission, software and information technology services lose employment. In 2018, the foreign-invested companies investing in information transmission, software and information technology services grew by 23%, exceeding 100 companies in total, but employment fell by 2.67%. On the one hand, new foreign-invested companies are generally small and unable to offer more jobs. On the other hand, the employment in existing companies declines.

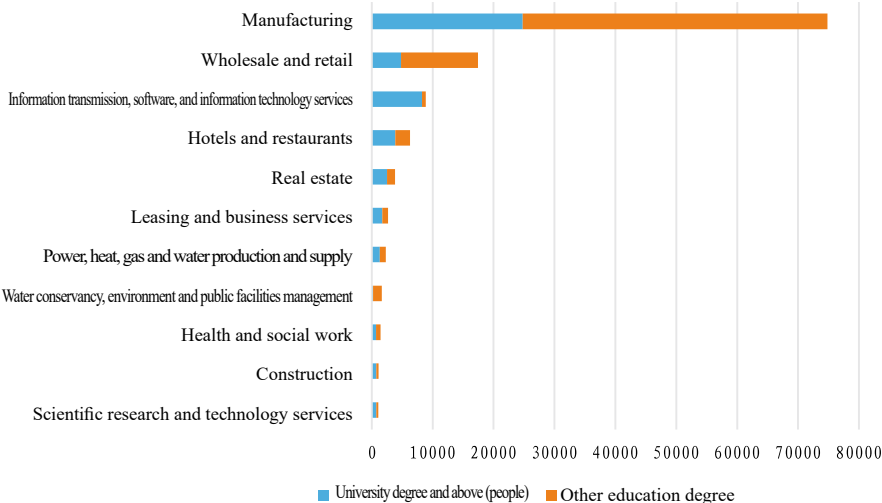
**Table 8 Employment situation by industry**

Industries	Year-end employment number	Annual new employment	Year-on-year rise (%)
Total	122866	499	0.41
Manufacturing	74808	-51	-0.07
Wholesale and retail	17426	4648	36.38
Information transmission, software, and information technology services	8852	-243	-2.67
Hotels and restaurants	6301	-2	-0.03
Real estate	3829	87	2.32
Leasing and business services	2686	851	46.38
Power, heat, gas and water production and supply	2328	310	15.36
Water conservancy, environment and public facilities management	1631	-2131	-56.65
Health and social work	1459	-205	-12.32
Construction	1130	568	101.07
Scientific research and technology services	1081	305	39.30
Residential services, repairs and other services	592	96	19.35
Finance	271	159	141.96
Agriculture, forestry, animal husbandry and fishery	197	175	795.45
Transportation, warehousing and postal services	156	-4070	-96.31
Culture, sports and entertainment	112	17	17.89
Mining	7	-15	-68.18

The information transmission, software and information technology services have high requirements for educational background of employees. The employees in foreign-invested companies with university degree or above account for 41%. But in the information transmission, software and information technology services, this figure is as high as 93%. Manufacturing is the

main industry that offers most jobs, and it has less strict requirement for the education background of employees, therefore, their employees with university degree or above account for a lower proportion than the average. In addition, the financial sector, as a traditional industry with high academic requirements, usually recruit employees with good education background, and currently its employees with university degree or above account for 66%.

**Fig. 21 Proportion of employees with university degree or above by industry**



#### 4. List of top 50 foreign-invested companies in Xi'an

##### 4.1 Top 50 companies in investment (Based on the total investment by foreign-invested companies established in Xi'an)

No.	Name of companies	Industry	Total investment (US\$100 million)	Contractual foreign investment (US\$100 million)	Foreign investors	Country/Region
1	Samsung (China) Semiconductor Co., Ltd.	Manufacturing	178.70	59.57	Samsung Electronics Co., Ltd.	South Korea
2	Yanchang and Shell Petroleum Company Limited	Wholesale and retail	9.90	1.51	Shell (China) Co., Ltd.	Investment companies
3	Yaobai Special Cement Group Co., Ltd.	Manufacturing	8.78	2.96	Faithful Alliance Limited	Hong Kong
4	China XD Electric Co., Ltd.	Manufacturing	8.31	1.25	GE Smallworld (Singapore) Pte Ltd.	Singapore
5	Micron Semiconductor (Xi'an) Co., Ltd.	Manufacturing	8.06	2.69	Micron Semiconductor Asia Limited, Micron Semiconductor International Limited	Singapore
6	IKEA Centres Xi'an Co., Ltd.	Real estate	7.53	2.56	IKEA Centres Investments Six B.V.	Holland
7	Xi'an Maïke Metals International Limited	Wholesale and retail	6.64	0.66	Saif III Mauritius (China Investments) Limited	The United States
8	Shaanxi Hanjiang Investment Development Co., Ltd.	Power, heat, gas and water production and supply	4.99	0.45	Electric Power Development Company	Japan
9	Samsung SDI-ARN (Xi'an) Power Battery Co., Ltd.	Manufacturing	4.87	0.85	Samsung SDI Co., Ltd.	South Korea

No.	Name of companies	Industry	Total investment (US\$100 million)	Contractual foreign investment (US\$100 million)	Foreign investors	Country/Region
10	China Minsheng Investment Group International Logistics Financing & Lease Co., Ltd.	Leasing and business services	4.52	1.13	CM International Investment Holding Limited	Hong Kong
11	Shaanxi Datang Silk Road International Financial Leasing Co., Ltd.	Leasing and business services	4.52	1.36	Da Tang Xi Shi International Group Limited	Hong Kong
12	Xi'an Jingdong Express Supply Chain Technology Co., Ltd.	Information transmission, software, and information technology services	4.21	1.42	Jingdong E-Commerce (Express) Hong Kong Corporation Limited	Hong Kong
13	Xi'an Shuokun Real Estate Development Co., Ltd.	Real estate	3.77	0.73	Grandiose Luck Limited	Hong Kong
14	Xi'an GLPROP Technology Industry Development Co., Ltd.	Real estate	3.58	0.88	CLH (44) Pte. Ltd.	Singapore
15	Air Chemical Products (Xi'an) Co., Ltd.	Manufacturing	3.44	1.17	Air Products and Chemicals (China) Investment Co., Ltd.	Investment companies
16	Zhonghai Dingsheng (Xi'an) Real Estate Co., Ltd.	Real estate	3.20	3.20	Yaoqi Development Co., Ltd.	Hong Kong
17	Tong Ze Cloud Industry International Investment Company Limited	Leasing and business services	3.00	0.70	Tongzeyun Cloud Industry International Investment Co., Ltd.	Hong Kong
18	Xi'an International Financial Leasing Co., Ltd.	Finance	2.98	2.98	Xi'an Infrastructure Investment Group	Hong Kong
19	Perennial Xi'an City Investment Zhanxi Real Estate Co., Ltd.	Real estate	2.96	0.61	Perennial Xi'an Development 1 Pte. Ltd.	Singapore



No.	Name of companies	Industry	Total investment (US\$100 million)	Contractual foreign investment (US\$100 million)	Foreign investors	Country/Region
20	Xi'an Wangfujing Commercial Operation and Management Co., Ltd.	Real estate	2.91	0.73	Taubman Xian (Hong Kong) Limited	Hong Kong
21	Bosch Rexroth (Xi'an) Electric Drives and Controls Co., Ltd.	Manufacturing	2.75	0.92	Robert Bosch Holding Nederland B.V.	Holland
22	Xi'an Overseas Chinese Town Land Co., Ltd.	Real estate	2.70	2.70	City Legent International Limited	Hong Kong
23	BYD Auto Co., Ltd.	Manufacturing	2.69		BYD Auto Co., Ltd.	Domestic investment by foreign-invested companies
24	China Overseas Dingye (Xi'an) Real Estate Limited	Real estate	2.66	2.30	VIVA (Hong Kong) Limited, Yaoqi Development Co., Ltd.	Hong Kong
25	Applied Materials (Xi'an) Co., Ltd.	Manufacturing	2.55	0.85	Applied Materials Investment (China) Co., Ltd.	Investment companies
26	Mosaic Commercial Real Estate Development (Xi'an) Co., Ltd.	Real estate	2.36	1.45	Mosaic Xi'an (HK) Limited	Hong Kong
27	Shaanxi Sunfonda Automobile Technology Development Co., Ltd.	Wholesale and retail	2.31	0.77	Sunfonda (China) Investment Co., Ltd.	China
28	Xi'an Gangrun Real Estate Co., Ltd.	Real estate	2.27	0.53	Super Talent Resources Limited	Hong Kong
29	Xi'an Mao'an Real Estate Co., Ltd.	Real estate	2.27	1.72	Mao'an Investment Co., Ltd.	Hong Kong
30	Powertech Semiconductor (Xi'an) Co., Ltd.	Manufacturing	2.10	0.70	Powertech Technology (Singapore) Pte. Ltd.	Singapore

No.	Name of companies	Industry	Total investment (US\$100 million)	Contractual foreign investment (US\$100 million)	Foreign investors	Country/Region
31	Xi'an Qinhu Natural Gas Co., Ltd.	Power, heat, gas and water production and supply	2.07	0.61	The Hong Kong and China Gas Company Limited	Hong Kong
32	XD General Electric Automation Co., Ltd.	Manufacturing	2.01	0.41	GE Smallworld (Singapore) Pte. Ltd.	Singapore
33	Uxin (Shaanxi) Information Technology Group Co., Ltd.	Information transmission, software, and information technology services	2.00	2.00	UcarShow HK Limited	Hong Kong
34	Shengheng (Xi'an) Real Estate Development Co., Ltd.	Real estate	2.00	1.57	Surbana Property Investment Pte. Ltd.	Singapore
35	Shaanxi Pousheng Trading Co., Ltd.	Wholesale and retail	1.98	0.20	Rainbow Faith Investments Limited	Hong Kong
36	Xi'an Hugou Construction Development Co., Ltd.	Real estate	1.90	0.47	Chengbang Company Limited	The United Kingdom
37	Xi'an Longfor Runrong Real Estate Co., Ltd.	Real estate	1.87		Chengdu Longfor Jinhua Real Estate Co., Ltd.	Domestic investment by foreign-invested companies
38	Sumika Electronic Materials (Xi'an) Co., Ltd.	Manufacturing	1.85	0.63	Dongwoo Fine-Chem Co., Ltd.	South Korea
39	Shaanxi Hualian Real Estate Development Co., Ltd.	Real estate	1.85	0.88	CapitaRetail China Developments D8 (HK) Limited	Hong Kong
40	Yueda Huamei (Xi'an) Real Estate Co., Ltd.	Real estate	1.83	0.37	Grand Canal L.L.C.	The United States
41	Xi'an Yingyu Real Estate Co., Ltd.	Real estate	1.78	1.20	Jiazhi Holdings Limited	Hong Kong

No.	Name of companies	Industry	Total investment (US\$100 million)	Contractual foreign investment (US\$100 million)	Foreign investors	Country/Region
42	Everbright Environmental Energy (Lantian) Limited	Power, heat, gas and water production and supply	1.70	0.57	Everbright Environmental Protection Energy (Xi'an) Holdings Co., Ltd.	Hong Kong
43	Hutchison Whampoa Properties (Xi'an) Limited	Real estate	1.70	0.60	Montoya (Hong Kong) Limited	Hong Kong
44	Xi'an Capital Xinkai Real Estate Ltd.	Real estate	1.65	1.65	Shenguang Development Co., Ltd.	Hong Kong
45	Xi'an Yixin Property Management Co., Ltd.	Real estate	1.62	0.88	Hosoon Group Co., Ltd.	Hong Kong
46	Shaanxi Xijin Financial Leasing Co., Ltd.	Finance	1.58	0.47	Tongze Financial Holdings Group Co., Ltd.	Hong Kong
47	Xi'an First Aluminum Commercial Development Management Co., Ltd.	Real estate	1.53	0.41	Beijing Capital Guida Operation Co., Ltd.	Hong Kong
48	Xi'an FC Intelligence Transmission Co., Ltd.	Manufacturing	1.52	0.34	Caterpillar (China) Investment Co., Ltd.	Investment companies
49	China Resources Land (Xi'an) Commercial Property Management Co., Ltd.	Real estate	1.51	0.76	Golden West Development Co., Ltd.	Hong Kong
50	Shaanxi Hua Yin Financial Leasing Co., Ltd.	Financing and leasing	1.48	1.48	Linghe International (Hong Kong) Limited	Hong Kong

4.2 Top 50 companies in operating income (Based on the 2019 annual joint report of foreign-invested companies)

No.	Name of companies	Industries	Total investment (US\$100 million)	Contractual foreign investment (US\$100 million)	Foreign investors	Country/Region
1	Xi'an Maikete Metals International Limited	Wholesale and retail	6.64	0.66	Saif III Mauritius (China Investments) Limited	The United States
2	Samsung (China) Semiconductor Co., Ltd.	Manufacturing	178.70	59.57	Samsung Electronics Co., Ltd.	South Korea
3	BYD Auto Co., Ltd.	Manufacturing	2.69		BYD Auto Co., Ltd.	Domestic investment by foreign-invested companies
4	Samsung Semiconductor (Xi'an) Co., Ltd.	Wholesale and retail	0.01	0.01	Samsung Electronics Co., Ltd.	South Korea
5	Xi'an Huaxunde Trading Co., Ltd.	Wholesale and retail	0.33		Beijing Jingdong Century Trading Co., Ltd.	Domestic investment by foreign-invested companies
6	Yanchang and Shell Petroleum Company Limited	Wholesale and retail	9.90	1.51	Shell (China) Co., Ltd.	Investment companies
7	China XD Electric Co., Ltd.	Manufacturing	8.31	1.25	GE Smallworld (Singapore) Pte Ltd.	Singapore
8	Shaanxi CR Vanguard Life Supermarket Co., Ltd.	Wholesale and retail	0.22	0.09	Jianxu Investment Co., Ltd.	Hong Kong
9	Yaobai Special Cement Group Co., Ltd.	Manufacturing	8.78	2.96	Faithful Alliance Limited	Hong Kong
10	Xi'an Qinhu Natural Gas Co., Ltd.	Power, heat, gas and water production and supply	2.07	0.61	The Hong Kong and China Gas Company Limited	Hong Kong

No.	Name of companies	Industries	Total investment (US\$100 million)	Contractual foreign investment (US\$100 million)	Foreign investors	Country/Region
11	Samsung SDI-ARN (Xi'an) Power Battery Co., Ltd.	Manufacturing	4.87	0.85	Samsung SDI Co., Ltd.	South Korea
12	Xi'an Star Automobile Co., Ltd.	Wholesale and retail	0.25	0.10	Mandarin Star Holding Limited	Hong Kong
13	Samsung Property Construction (Xi'an) Co., Ltd.	Construction	0.01	0.01	Samsung Co., Ltd.	South Korea
14	Micron Semiconductor (Xi'an) Co., Ltd.	Manufacturing	8.06	2.69	Micron Semiconductor Asia Limited, Micron Semiconductor International Limited	Singapore
15	Xi'an Yuansheng Industrial Co., Ltd.	Real estate	0.37	0.11	Wellborn Investment Co., Ltd.	Hong Kong
16	Samsung Engineering Construction (Xi'an) Co., Ltd.	Construction	0.02	0.01	Samsung Engineering	South Korea
17	Xi'an Dingyi Food Co., Ltd.	Manufacturing	0.89	0.44	Master Kong Instant Noodle Investment (China) Co., Ltd.	Investment companies
18	Master Kong (Xi'an) Beverage Co., Ltd..	Manufacturing	1.45	0.27	Master Kong (Xi'an) Beverage Co., Ltd.	Hong Kong
19	Hualian SKP (Shaanxi) Department Store Co., Ltd.	Wholesale and retail	0.60		Beijing Hualian (SKP) Department Store Co., Ltd.	Domestic investment by foreign-invested companies
20	Xi'an Qinggang Clean Energy Technology Company Limited	Water conservancy, environment and public facilities management	0.98	0.28	KunLun Energy Company Limited	Hong Kong
21	Brother Machinery Xi'an Co., Ltd.	Manufacturing	1.25	0.43	Brother Industries Ltd.	Japan

No.	Name of companies	Industries	Total investment (US\$100 million)	Contractual foreign investment (US\$100 million)	Foreign investors	Country/Region
22	Shaanxi Gangrong International Trade Co., Ltd.	Wholesale and retail	0.16	0.16	Hong Kong Tian Rong Investment and Trading Company Limited	Hong Kong
23	Shanaxi Techteam Jinong Humic Acid Product Co., Ltd.	Manufacturing	0.64	0.64	Green Agriculture Holding Corporation	The United States
24	Xi'an Yingqiao Dairy (Group) Co., Ltd.	Manufacturing	0.52	0.23	Silver Bridge International Group Holdings Pte. Ltd.	Singapore
25	Shengheng (Xi'an) Real Estate Development Co., Ltd.	Real estate	2.00	1.57	Surbana Property Investment Pte. Ltd.	Singapore
26	Powertech Semiconductor (Xi'an) Co., Ltd.	Manufacturing	2.10	0.70	Powertech Technology Inc.	Taiwan
27	Xi'an Star Automobile Co., Ltd.	Leasing and business services	0.18	0.06	Powertech Technology (Singapore) Pte. Ltd.	Singapore
28	Yum Catering (Xi'an) Co., Ltd.	Hotels and restaurants	0.17	0.09	Mandarin Star Holding Limited	Hong Kong
29	Yum Restaurant (Xi'an) Co., Ltd.	Manufacturing	0.23	0.23	Yum China Holdings, Inc.	Investment companies
30	Xi'an Sunfonda Star Automobile Sales Service Co., Ltd.	Wholesale and retail	0.27	0.02	Shaanxi Haisheng Fresh Fruit Juice Co., Ltd., Wisdom Expect Investments Limited	Hong Kong
31	ARC Qinghua (Xi'an) Automobile Co., Ltd..	Manufacturing	0.49	0.18	Sunfonda (Hong Kong) Limited	Hong Kong
					ARC Automotive Asia, Limited	Hong Kong

No.	Name of companies	Industries	Total investment (US\$100 million)	Contractual foreign investment (US\$100 million)	Foreign investors	Country/Region
32	Schneider Electric Equipment and Engineering (Xi'an) Company Limited	Manufacturing	0.48	0.16	Schneider Electric South East Asia (HQ) Pte. Ltd.	Singapore
33	COFCO Coca-Cola Beverages (Shaanxi) Limited	Manufacturing	0.25	0.20	COFCO Coca-Cola Beverage (China) Investment Co., Ltd.	China
34	Furukawa Electric Xi'an Optical Communication Co., Ltd.	Manufacturing	0.86	0.17	The Furukawa Electric Co., Ltd.	Japan
35	Shaanxi Pousheng Trading Co., Ltd.	Wholesale and retail	1.98	0.20	Rainbow Faith Investments Limited	Hong Kong
36	CIMC-SHAC (Xi'an) Special Vehicles Co., Ltd.	Manufacturing	0.12	0.02	CIMC Vehicle Investment Holdings Company Limited	Hong Kong
37	Xi'an Gimwa Baoding Auto Sales Service Co., Ltd.	Residential services, repairs and other services	0.06	0.03	Ginwa Enterprises Group (Hong Kong) Co., Ltd.	Hong Kong
38	Xi'an System Sensor Electronics Co., Ltd.	Manufacturing	0.15	0.06	Honeywell International Inc.	The United States
39	Xi'an Century Gimwa Shopping Co., Ltd.	Wholesale and retail	0.19	0.08	Letrue Group Co., Ltd.	Hong Kong
40	Simmtech Electronics (Xi'an) Co., Ltd.	Manufacturing	0.99	0.40	Simmtech Hong Kong Holdings Limited	Hong Kong
41	CRCR Xi'an Yongsejietong Electric Co., Ltd.	Manufacturing	1.00	0.14	Hitachi, Ltd.	Japan
42	Ericsson (Xi'an) Information Communication Technology Services Company Limited	Information transmission, software, and information technology services	0.03	0.02	Ericsson in China	Investment companies

No.	Name of companies	Industries	Total investment (US\$100 million)	Contractual foreign investment (US\$100 million)	Foreign investors	Country/Region
43	Xi'an Capital Xinkai Real Estate Ltd.	Real estate	1.65	1.65	Shenguang Development Co., Ltd.	Hong Kong
44	Xi'an Golden Eagle International Shopping Center Co., Ltd.	Wholesale and retail	0.40	0.04	Jinlian Group Co., Ltd.	Hong Kong
45	Xi'an Xinyida Building Products Limited Liability Company	Manufacturing	0.10	0.05	Australia YWL Investment Co., Ltd.	Australia
46	Xi'an UniIC Semiconductors Co., Ltd.	Information transmission, software, and information technology services	0.13	0.01	Tongxin Investment (Hong Kong) Co., Limited	Hong Kong
47	Shaanxi Want Want Trading Company	Wholesale and retail	0.005	0.003	Want Want Group	Singapore
48	Xi'an Lotus Chain Supermarket Co., Ltd.	Wholesale and retail	0.06	0.03	Chia Tai Trading (Beijing) Company Limited	Hong Kong
49	Xi'an Tang West Market Real Estate Co., Ltd.	Real estate	0.72	0.10	British Virgin Islands Jiada Group Co., Ltd.	Hong Kong
50	Chang'an Hospital Co., Ltd.	Health and social work	1.12	0.34	Datang Medical Co., Ltd.	Hong Kong



4.3 Top 50 companies by profit (Based on the 2019 annual joint report of foreign-invested companies)

No.	Name of companies	Industries	Total investment (US\$100 million)	Contractual foreign investment (US\$100 million)	Foreign investors	Country/Region
1	Samsung (China) Semiconductor Co., Ltd.	Manufacturing	178.70	59.57	Samsung Electronics Co., Ltd.	South Korea
2	Yaobai Special Cement Group Co., Ltd.	Manufacturing	8.78	2.96	Faithful Alliance Limited	Hong Kong
3	BYD Auto Co., Ltd.	Manufacturing	2.69		BYD Auto Co., Ltd.	Domestic investment by foreign-invested companies
4	Yanchang and Shell Petroleum Company Limited	Wholesale and retail	9.90	1.51	Shell (China) Co., Ltd.	Investment companies
5	China XD Electric Co., Ltd.	Manufacturing	8.31	1.25	GE Smallworld (Singapore) Pte Ltd.	Singapore
6	Xi'an Yuansheng Industrial Co., Ltd.	Real estate	0.37	0.11	Wellborn Investment Co., Ltd.	Hong Kong
7	Samsung Property Construction (Xi'an) Co., Ltd.	Construction	0.01	0.01	Samsung Co., Ltd.	South Korea
8	Shaanxi CR Vanguard Life Supermarket Co., Ltd.	Wholesale and retail	0.22	0.09	Jianxu Investment Co., Ltd.	Hong Kong
9	Xi'an Dingjin Food Co., Ltd.	Manufacturing	0.13		Master Kong Beverage Investment (China) Co., Ltd.	Investment companies
10	Shengheng (Xi'an) Real Estate Development Co., Ltd.	Real estate	2.00	1.57	Surbana Property Investment Pte. Ltd.	Singapore

No.	Name of companies	Industries	Total investment (US\$100 million)	Contractual foreign investment (US\$100 million)	Foreign investors	Country/Region
11	Xi'an Qinhu Natural Gas Co., Ltd.	Power, heat, gas and water production and supply	2.07	0.61	The Hong Kong and China Gas Company Limited	Hong Kong
12	Xi'an System Sensor Electronics Co., Ltd.	Manufacturing	0.15	0.06	Honeywell International Inc.	The United States
13	Samsung Semiconductor (Xi'an) Co., Ltd.	Wholesale and retail	0.01	0.01	Samsung Electronics Co., Ltd.	South Korea
14	Brother Machinery Xi'an Co., Ltd.	Manufacturing	1.25	0.43	Brother Industries Ltd.	Japan
15	Xi'an Dingyi Food Co., Ltd.	Manufacturing	0.89	0.44	Master Kong Instant Noodle Investment (China) Co., Ltd.	Investment companies
16	Zhonghai Dingsheng (Xi'an) Real Estate Co., Ltd.	Real estate	3.20	3.20	Yaoqi Development Co., Ltd.	Hong Kong
17	Xi'an Tang West Market Real Estate Co., Ltd.	Real estate	0.72	0.10	British Virgin Islands Jiada Group Co., Ltd.	Hong Kong
18	Xi'an International Financial Leasing Co., Ltd.	Finance	2.98	2.98	Xi'an Infrastructure Investment Group	Hong Kong
19	Master Kong (Xi'an) Beverage Co., Ltd..	Manufacturing	1.45	0.27	Master Kong (Xi'an) Beverage Co., Ltd.	Hong Kong
20	Hutchison Whampoa Properties (Xi'an) Limited	Real estate	1.70	0.60	Montoya (Hong Kong) Limited	Hong Kong
21	Shaanxi Gangrong International Trade Co., Ltd.	Wholesale and retail	0.16	0.16	Hong Kong Tian Rong Investment and Trading Company Limited	Hong Kong

No.	Name of companies	Industries	Total investment (US\$100 million)	Contractual foreign investment (US\$100 million)	Foreign investors	Country/Region
22	ARC Qinghua (Xi'an) Automobile Co., Ltd..	Manufacturing	0.49	0.18	ARC Automotive Asia, Limited	Hong Kong
23	Xi'an Lantian Yaobai Cement Co., Ltd.	Manufacturing	0.27		Yaobai Special Cement Group Co., Ltd.	Domestic investment by foreign-invested companies
24	Vertiv Technology (Xi'an) Co., Ltd.	Scientific research and technology services	0.08	0.05	Liebert (Shanghai) Holdings Co., Ltd.	Hong Kong
25	Samsung Engineering Construction (Xi'an) Co., Ltd.	Construction	0.02	0.01	Samsung Engineering	South Korea
26	Micron Semiconductor (Xi'an) Co., Ltd.	Manufacturing	8.06	2.69	Micron Semiconductor Asia Limited, Micron Semiconductor International Limited	Singapore
27	Powertech Semiconductor (Xi'an) Co., Ltd.	Manufacturing	2.10	0.70	Powertech Technology Inc.	Taiwan
28	Shanxi Techteam Jinong Humic Acid Product Co., Ltd.	Manufacturing	0.64	0.64	Green Agriculture Holding Corporation	The United States
29	Zhonghai Xinglong (Shaanxi) Real Estate Co., Ltd.	Real estate	0.95	0.48	Yaoqi Development Co., Ltd.	Hong Kong
30	Simmtech Electronics (Xi'an) Co., Ltd.	Manufacturing	0.99	0.40	Simmtech Hong Kong Holdings Limited	Hong Kong
31	Yum Catering (Xi'an) Co., Ltd.	Hotels and restaurants	0.17	0.09	Yum China Holdings, Inc.	Investment companies
32	Cooper Xi'an Fuse Co., Ltd.	Manufacturing	0.19	0.08	Cooper (China) Investment Co., Ltd.	Investment companies

No.	Name of companies	Industries	Total investment (US\$100 million)	Contractual foreign investment (US\$100 million)	Foreign investors	Country/Region
33	Shaanxi Want Want Trading Company	Wholesale and retail	0.01	0.00	Want Want Group	Singapore
34	Shaanxi Pousheng Trading Co., Ltd.	Wholesale and retail	1.98	0.20	Rainbow Faith Investments Limited	Hong Kong
35	Xi'an Starbucks Coffee Co., Ltd.	Hotels and restaurants	0.04	0.02	Starbucks Asia Pacific Investment Holding III Limited	Hong Kong
36	Xi'an Qujiang Agile Real Estate Development Co., Ltd.	Real estate	1.05		Guangzhou Panyu Agile Real Estate Development Co., Ltd.	Domestic investment by foreign-invested companies
37	Furukawa Electric Xi'an Optical Communication Co., Ltd.	Manufacturing	0.86	0.17	The Furukawa Electric Co., Ltd.	Japan
38	Xi'an Star Automobile Co., Ltd.	Wholesale and retail	0.25	0.10	Mandarin Star Holding Limited	Hong Kong
39	CRRC Xi'an Yongjietong Electric Co., Ltd.	Manufacturing	1.00	0.14	Hitachi, Ltd.	Japan
40	Chang'an Hospital Co., Ltd.	Health and social work	1.12	0.34	Datang Medical Co., Ltd.	Hong Kong
41	Xi'an Golden Eagle International Shopping Center Co., Ltd.	Wholesale and retail	0.40	0.04	Jinlian Group Co., Ltd.	Hong Kong
42	Xi'an Yaobai Environmental Protection Technology Engineering Co., Ltd.	Water conservancy, environment and public facilities management	0.70	0.14	Wuhu Conch Investment Co., Ltd.	Investment companies
43	Xi'an Capital Xinkai Real Estate Ltd.	Real estate	1.65	1.65	Shengguang Development Co., Ltd.	Hong Kong

No.	Name of companies	Industries	Total investment (US\$100 million)	Contractual foreign investment (US\$100 million)	Foreign investors	Country/Region
44	CIMC-SHAC (Xi'an) Special Vehicles Co., Ltd.	Manufacturing	0.12	0.02	CIMC Vehicle Investment Holdings Company Limited	Hong Kong
45	Xi'an Mao'an Real Estate Co., Ltd.	Real estate	2.27	1.72	Mao'an Investment Co., Ltd.	Hong Kong
46	Siemens Signalling Co., Ltd.	Manufacturing	0.12	0.06	Siemens Mobility Holding B.V.	Holland
47	Xi'an Yajian Real Estate Development Co., Ltd.	Real estate	0.67	0.34	Meng Hua Limited, Citimate International Limited	Hong Kong
48	Xi'an Watsons Personal Goods Store Co., Ltd.	Wholesale and retail	0.10	0.05	Glaswall (HK) Investments Limited	Hong Kong
49	Guangxin International Financial Leasing Co., Ltd.	Finance	0.61	0.18	Faithful Alliance Limited	Hong Kong
50	Xi'an ISRI Huatai Auto Seat Co., Ltd.	Manufacturing	0.06	0.04	Isringhausen GmbH & Co. KG	Germany

4.4 Top 50 taxpayers (Based on the 2019 annual joint report of foreign-invested companies)

No.	Name of companies	Industries	Total investment (US\$100 million)	Contractual foreign investment (US\$100 million)	Foreign investors	Country/Region
1	Yaobai Special Cement Group Co., Ltd.	Manufacturing	8.78	2.96	Faithful Alliance Limited	Hong Kong
2	BYD Auto Co., Ltd.	Manufacturing	2.69		BYD Auto Co., Ltd.	Domestic investment by foreign-invested companies
3	Yanchang and Shell Petroleum Company Limited	Wholesale and retail	9.90	1.51	Shell (China) Co., Ltd.	Investment companies
4	Samsung (China) Semiconductor Co., Ltd.	Manufacturing	178.70	59.57	Samsung Electronics Co., Ltd.	South Korea
5	Hutchison Whampoa Properties (Xi'an) Limited	Real estate	1.70	0.60	Montoya (Hong Kong) Limited	Hong Kong
6	Xi'an Mao'an Real Estate Co., Ltd.	Real estate	2.27	1.72	Mao'an Investment Co., Ltd.	Hong Kong
7	Xi'an Huaxunde Trading Co., Ltd.	Wholesale and retail	0.33		Beijing Jingdong Century Trading Co., Ltd.	Domestic investment by foreign-invested companies
8	Shengheng (Xi'an) Real Estate Development Co., Ltd.	Real estate	2.00	1.57	Surbana Property Investment Pte. Ltd.	Singapore
9	Xi'an Dingyi Food Co., Ltd.	Manufacturing	0.89	0.44	Master Kong Instant Noodle Investment (China) Co., Ltd.	Investment companies
10	Samsung SDI-ARN (Xi'an) Power Battery Co., Ltd.	Manufacturing	4.87	0.85	Samsung SDI Co., Ltd.	South Korea

No.	Name of companies	Industries	Total investment (US\$100 million)	Contractual foreign investment (US\$100 million)	Foreign investors	Country/Region
11	Master Kong (Xi'an) Beverage Co., Ltd..	Manufacturing	1.45	0.27	Master Kong (Xi'an) Beverage Co., Ltd.	Hong Kong
12	Brother Machinery Xi'an Co., Ltd.	Manufacturing	1.25	0.43	Brother Industries Ltd.	Japan
13	China Overseas Dingye (Xi'an) Real Estate Limited	Real estate	2.66	2.30	VIVA (Hong Kong) Limited, Yaoqi Development Co., Ltd.	Hong Kong
14	Shengzhao (Xi'an) Real Estate Development Co., Ltd.	Real estate	0.77	0.77	Surbana Property Investment Pte. Ltd.	Singapore
15	Zhonghai Dingsheng (Xi'an) Real Estate Co., Ltd.	Real estate	3.20	3.20	Yaoqi Development Co., Ltd.	Hong Kong
16	Xi'an Qinhu Natural Gas Co., Ltd.	Power, heat, gas and water production and supply	2.07	0.61	The Hong Kong and China Gas Company Limited	Hong Kong
17	Samsung Property Construction (Xi'an) Co., Ltd.	Construction	0.01	0.01	Samsung Co., Ltd.	South Korea
18	Xi'an Star Automobile Co., Ltd.	Wholesale and retail	0.25	0.10	Mandarin Star Holding Limited	Hong Kong
19	Xi'an System Sensor Electronics Co., Ltd.	Manufacturing	0.15	0.06	Honeywell International Inc.	The United States
20	Zhonghai Xingyao (Xi'an) Real Estate Co., Ltd.	Real estate	1.18	0.45	Yaoqi Development Co., Ltd.	Hong Kong
21	Shaanxi Hanjiang Investment Development Co., Ltd.	Power, heat, gas and water production and supply	4.99	0.45	Electric Power Development Company	Japan

No.	Name of companies	Industries	Total investment (US\$100 million)	Contractual foreign investment (US\$100 million)	Foreign investors	Country/Region
22	Samsung Semiconductor (Xi'an) Co., Ltd.	Wholesale and retail	0.01	0.01	Samsung Electronics Co., Ltd.	South Korea
23	Xi'an Capital Xinkai Real Estate Ltd.	Real estate	1.65	1.65	Shenguang Development Co., Ltd.	Hong Kong
24	CRRC Xi'an Yongejietong Electric Co., Ltd.	Manufacturing	1.00	0.14	Hitachi, Ltd.	Japan
25	Micron Semiconductor (Xi'an) Co., Ltd.	Manufacturing	8.06	2.69	Micron Semiconductor International Limited, Micron Semiconductor Asia Limited	Singapore
26	Shaanxi CR Vanguard Life Supermarket Co., Ltd.	Wholesale and retail	0.22	0.09	Jianxu Investment Co., Ltd.	Hong Kong
27	ARC Qinghua (Xi'an) Automobile Co., Ltd..	Manufacturing	0.49	0.18	ARC Automotive Asia, Limited	Hong Kong
28	Xi'an Lijun Pharmaceutical Co., Ltd.	Manufacturing	1.19	0.92	United Investments Group Limited	Hong Kong
29	Xi'an Qinggang Clean Energy Technology Company Limited	Water conservancy, environment and public facilities management	0.98	0.28	KunLun Energy Company Limited	Hong Kong
30	Vertiv Technology (Xi'an) Co., Ltd.	Scientific research and technology services	0.08	0.05	Liebert (Shanghai) Holdings Co., Ltd.	Hong Kong
31	Shaanxi Gangrong International Trade Co., Ltd.	Wholesale and retail	0.16	0.16	Hong Kong Tian Rong Investment and Trading Company Limited	Hong Kong



No.	Name of companies	Industries	Total investment (US\$100 million)	Contractual foreign investment (US\$100 million)	Foreign investors	Country/Region
32	Xi'an Lantian Yaobai Cement Co., Ltd.	Manufacturing	0.27		Yaobai Special Cement Group Co., Ltd.	Domestic investment by foreign-invested companies
33	Furukawa Electric Xi'an Optical Communication Co., Ltd.	Manufacturing	0.86	0.17	The Furukawa Electric Co., Ltd.	Japan
34	Shaanxi Pousheng Trading Co., Ltd.	Wholesale and retail	1.98	0.20	Rainbow Faith Investments Limited	Hong Kong
35	Xi'an Yuansheng Industrial Co., Ltd.	Real estate	0.37	0.11	Wellborn Investment Co., Ltd.	Hong Kong
36	Zhonghai Industry (Xi'an) Co., Ltd.	Real estate	0.70	0.60	Yaoqi Development Co., Ltd.	Hong Kong
37	CIMC-SHAC (Xi'an) Special Vehicles Co., Ltd.	Manufacturing	0.12	0.02	CIMC Vehicle Investment Holdings Company Limited	Hong Kong
38	Applied Materials (Xi'an) Co., Ltd.	Manufacturing	2.55	0.85	Applied Materials Investment (China) Co., Ltd.	Investment companies
39	Xi'an Jiazhi Real Estate Co., Ltd.	Real estate	1.26	0.85	Jiazhi Holdings Limited	Hong Kong
40	Siemens Signalling Co., Ltd.	Manufacturing	0.12	0.06	Siemens Mobility Holding B.V.	Holland
41	COFCO Coca-Cola Beverages (Shaanxi) Limited	Manufacturing	0.25	0.20	COFCO Coca-Cola Beverage (China) Investment Co., Ltd.	Investment companies
42	Puhua (Xi'an) Real Estate Development Co., Ltd.	Real estate	0.94	0.29	Chengfeng Investment Co., Ltd.	Hong Kong

No.	Name of companies	Industries	Total investment (US\$100 million)	Contractual foreign investment (US\$100 million)	Foreign investors	Country/Region
43	Xi'an ISRI Huatai Auto Seat Co., Ltd.	Manufacturing	0.06	0.04	Isringhausen GmbH & Co. KG	Germany
44	TRW Dongfang (Xi'an) Airbag Inflator Co., Ltd.	Manufacturing	0.90	0.27	TRW Pacific Asia Limited	Investment companies
45	Xi'an Yingqiao Dairy (Group) Co., Ltd.	Manufacturing	0.52	0.23	Silver Bridge International Group Holdings Pte. Ltd.	Singapore
46	Xi'an Watsons Personal Goods Store Co., Ltd.	Wholesale and retail	0.10	0.05	Glaswall (HK) Investments Limited	Hong Kong
47	Xi'an Shuokun Real Estate Development Co., Ltd.	Real estate	3.77	0.73	Grandiose Luck Limited	Hong Kong
48	Xi'an International Financial Leasing Co., Ltd.	Finance	2.98	2.98	Xi'an Infrastructure Investment Group	Hong Kong
49	Xi'an Golden Eagle International Shopping Center Co., Ltd.	Wholesale and retail	0.40	0.04	Jinlian Group Co., Ltd.	Hong Kong
50	Xi'an Zhutian Real Estate Co., Ltd.	Real estate	0.90	0.90	Ever Trust Investment Management Co., Ltd.	Hong Kong

4.5 Top 50 companies in terms of export (Based on 2019 customs data)

No.	Name of companies	Industries	Total investment (US\$10,000)	Contractual foreign investment (US\$10,000)	Foreign investors	Country/Region
1	Micron Semiconductor (Xi'an) Co., Ltd.	Manufacturing	80600.00	26866.80	Micron Semiconductor Asia Limited	Singapore
2	Samsung (China) Semiconductor Co., Ltd.	Manufacturing	1787000.00	595668.00	Samsung Electronics Co., Ltd.	South Korea
3	Samsung SDI-ARN (Xi'an) Power Battery Co., Ltd.	Manufacturing	4871295	8487.86	Samsung SDI Co., Ltd.	South Korea
4	ARC Qinghua (Xi'an) Automobile Co., Ltd..	Manufacturing	4867.70	1846.80	ARC Automotive Asia, Limited	Hong Kong
5	Powertech Semiconductor (Xi'an) Co., Ltd.	Manufacturing	21000.00	7000.00	Powertech Technology (Singapore) Pte. Ltd.	Singapore
6	BYD Auto Co., Ltd.	Manufacturing	26933.74		BYD Auto Co., Ltd.	Domestic investment by foreign-invested companies
7	Huatian Telecom Inc.	Manufacturing	5414.00	2529.90	KMW USA. Inc.	The United States
8	CATIC Aviation Technology Development (Xi'an) Co., Ltd.	Leasing and business services	16.22	4.05	China Aviation Supplies IMP. & EXP. Group (Hongkoing) Company Limited	Hong Kong
9	Xi'an System Sensor Electronics Co., Ltd.	Manufacturing	1500.00	600.00	Honeywell International Inc.	The United States
10	Vishay Semiconductor (Xi'an) Co., Ltd.	Manufacturing	2400.00	1827.35	Vishay Singapore Pte. Ltd.	Singapore

No.	Name of companies	Industries	Total investment (US\$10,000)	Contractual foreign investment (US\$10,000)	Foreign investors	Country/Region
11	Brother Machinery Xi'an Co., Ltd.	Manufacturing	12475.00	4300.00	Brother Industries Ltd.	Japan
12	Simmtech Electronics (Xi'an) Co., Ltd.	Manufacturing	9900.00	4000.00	Simmtech Hong Kong Holdings Limited	Hong Kong
13	Yum Restaurant (Xi'an) Co., Ltd.	Manufacturing	2290.67	9	Wisdom Expect Investments Limited	Hong Kong
14	Xi'an ABB Power Capacitor Co., Ltd.	Manufacturing	4900.00	3702.22	ABB (China) Corporation Limited	Investment companies
15	Magontec Xi'an Co., Ltd.	Manufacturing	1500.00	600.00	Varomet Holdings Limited	Cyprus
16	Xi'an Dragon Diamond Polishing Co., Ltd.	Manufacturing	40.00	28.00	BG Consulting Limited	Hong Kong
17	Xi'an Alstom Yongji Electric Equipment Co., Ltd.	Manufacturing	445.95	227.43	Alstom Investment (Shanghai) Co., Ltd.	Investment companies
18	Xi'an Savi Nacelles Co., Ltd.	Manufacturing	2900.00	580.00	(Safran Nacelles, France)	France
19	Cooper Xi'an Fuse Co., Ltd.	Manufacturing	1875.00	750.00	Cooper (China) Investment Co., Ltd.	Investment companies
20	Daikin Device (Xi'an) Co., Ltd.	Manufacturing	7326.45	5128.52	Daikin (China) Investment Co., Ltd.	Japan
21	Xi'an XRA Aviation Parts Co., Ltd.	Manufacturing	3035.55	895.23	Rolls-Royce Group Plc.	The United Kingdom

No.	Name of companies	Industries	Total investment (US\$10,000)	Contractual foreign investment (US\$10,000)	Foreign investors	Country/Region
22	Xi'an FC Intelligence Transmission Co., Ltd.	Manufacturing	15216.80	3423.78	Caterpillar (China) Investment Co., Ltd.	Investment companies
23	Xi'an AVIC Hamilton Sundstrand Aviation Electric Co., Ltd.	Manufacturing	4500.00	1500.00	Hansheng Holding Company	The United States
24	Shaanxi Kesiao Electronic Technology Co., Ltd.	Information transmission, software, and information technology services	1000.00	1000.00	Thriving Bright Trading Company Limited	Hong Kong
25	Xi'an SinoWealth Electronics Co., Ltd.	Manufacturing	154.64		SinoWealth Electronics Co., Ltd.	Domestic investment by foreign-invested companies
26	Globaltek Technology (Xi'an) Co., Ltd.	Manufacturing	360.00	210.00	Samoa Globaltek Technology Co., Ltd.	Taiwan
27	Tornos (Xi'an) Machinery Co., Ltd.	Manufacturing	809.88	283.46	Tornos S.A.	Switzerland
28	Bosch Rexroth (Xi'an) Electric Drives and Controls Co., Ltd.	Manufacturing	27480.00	9160.00	Robert Bosch Holding Nederland B.V.	Holland
29	Buhler Equipment (Xi'an) Co., Ltd.	Manufacturing	720.50	360.25	Buhler Holdings Limited	Switzerland
30	Fast Eaton (Xi'an) Drivetrain Company Ltd	Manufacturing	1634.25	400.39	Eaton Industries Pte. Ltd.	Singapore
31	Nippon Express (Xi'an) Co., Ltd.	Transportation, warehousing and postal services	141.67	99.81	Nippon Express (H.K.) Co., Ltd.	Hong Kong
32	Luxine (Xi'an) Electronics Co., Ltd.	Manufacturing	25.00	20.00	Vollrath HK Holdings Limited	Hong Kong

No.	Name of companies	Industries	Total investment (US\$10,000)	Contractual foreign investment (US\$10,000)	Foreign investors	Country/Region
33	Cathay Aviation Industry (Xi'an) Ltd	Manufacturing	8000.00	3000.00	Triumph Ford Development Co., Ltd.	Hong Kong
34	Argosy XAC Composite Materials	Manufacturing	135.06	67.53	Argosy International Inc.	The United States
35	Xi'an Sigma Precision Parts Co., Ltd.	Manufacturing	400.16	244.00	Hartshill Ventures Ltd.	The United Kingdom
36	Xi'an Greenland International Trading Ltd.	Wholesale and retail	L51	1.51	Prime Accents Inc.	Canada
37	ASGARD Precision Machinery (Xi'an) Co., Ltd.	Manufacturing	200.00	77.00	Asgard Limited	Hong Kong
38	Sino-Britain International Trade Ltd.	Wholesale and retail	500.00	255.00	Zianhi-Tech (UK) Limited	The United Kingdom
39	River Eletec Corporation	Wholesale and retail	613.50	446.56	Japan River Crystal Corporation	Japan
40	Applied Materials (Xi'an) Co., Ltd.	Manufacturing	25500	8500.00	Applied Materials Investment (China) Co., Ltd.	Investment companies
41	Xi'an XiFen XMC Inspection Technology Co., Ltd.	Manufacturing	107.40	75.56	XTC Company Oy	Finland
42	Xi'an Silverstone Machinery Industry Co., Ltd.	Manufacturing	12.50	12.50	Silverstone Linear-Tech Inc.	Canada
43	Xi'an Dingmeng Electric Components Industry Co., Ltd.	Manufacturing	120.82	72.49	British Viconia Islands Star International Trading Co., Ltd.	The United Kingdom

No.	Name of companies	Industries	Total investment (US\$10,000)	Contractual foreign investment (US\$10,000)	Foreign investors	Country/Region
44	Xi'an UniIC Semiconductors Co., Ltd.	Information transmission, software, and information technology services	1250.00	125.00	Tongxin Investment (Hong Kong) Co., Limited	Hong Kong
45	ThyssenKrupp Aerospace (Xi'an) Co., Ltd.	Manufacturing	69.00	61.50	ThyssenKrupp (China) Investment Co., Ltd.	Investment companies
46	Amphenol CNT (Xi'an) Technology Co., Ltd.	Manufacturing	37.76	21.20	Amphenol (East Asia) Limited	Hong Kong
47	Xi'an Bohang Electromechanical Co., Ltd.	Manufacturing	303.00	212.50	Wesley Zhou	New Zealand
48	Xi'an Bondex Logistics Co., Ltd.	Transportation, warehousing and postal services	13.25		Bondex International Logistics Co., Ltd.	Domestic investment by foreign-invested companies
49	Xi'an Thiebaut Pharmaceutical Packaging Co., Ltd.	Manufacturing	1506.38	265.12	Belgium TS Flanders	Belgium
50	Intel Mobile Communication Technology (Xi'an) Co., Ltd.		1500	600	Intel Deutschland GmbH	Germany

4.6 Top 50 companies in terms of employees (Based on the 2019 annual joint report of foreign-invested companies)

No.	Name of companies	Industries	Total investment (US\$100 million)	Contractual foreign investment (US\$100 million)	Foreign investors	Country/Region
1	BYD Auto Co., Ltd.	Manufacturing	2.69	0.00	BYD Auto Co., Ltd.	Domestic investment by foreign-invested companies
2	Shaanxi CR Vanguard Life Supermarket Co., Ltd.	Wholesale and retail	0.22	0.09	Jianxu Investment Co., Ltd.	Hong Kong
3	Yaobai Special Cement Group Co., Ltd.	Manufacturing	8.78	2.96	Faithful Alliance Limited	Hong Kong
4	Samsung (China) Semiconductor Co., Ltd.	Manufacturing	178.70	59.57	Samsung Electronics Co., Ltd.	South Korea
5	Xi'an Yinqiao Dairy (Group) Co., Ltd.	Manufacturing	0.52	0.23	Silver Bridge International Group Holdings Pte. Ltd.	Singapore
6	Micron Semiconductor (Xi'an) Co., Ltd.	Manufacturing	8.06	2.69	Micron Semiconductor Asia Limited	Singapore
7	Yum Catering (Xi'an) Co., Ltd.	Hotels and restaurants	0.17	0.09	Yum China Holdings, Inc.	Investment companies
8	Xi'an Qinhu Natural Gas Co., Ltd.	Power, heat, gas and water production and supply	2.07	0.61	The Hong Kong and China Gas Company Limited	Hong Kong
9	Xi'an Lijun Pharmaceutical Co., Ltd.	Manufacturing	1.19	0.92	United Investments Group Limited	Hong Kong
10	Ericsson (Xi'an) Information Communication Technology Services Company Limited	Information transmission, software, and information technology services	0.03	0.02	Ericsson in China	Investment companies



No.	Name of companies	Industries	Total investment (US\$100 million)	Contractual foreign investment (US\$100 million)	Foreign investors	Country/Region
11	Chang'an Hospital Co., Ltd.	Health and social work	1.12	0.34	Datang Medical Co., Ltd.	Hong Kong
12	Powertech Semiconductor (Xi'an) Co., Ltd.	Manufacturing	2.10	0.70	Powertech Technology Inc.	Taiwan
13	Xi'an Dingyi Food Co., Ltd.	Manufacturing	0.89	0.44	Master Kong Instant Noodle Investment (China) Co., Ltd.	Investment companies
14	Shaanxi Pousheng Trading Co., Ltd.	Wholesale and retail	1.98	0.20	Rainbow Faith Investments Limited	Hong Kong
15	Xi'an Airport Greening and Cleaning Co., Ltd.	Water conservancy, environment and public facilities management	0.01	0.00	Xi'an Xianyang International Airport Co., Ltd.	Domestic investment by foreign-invested companies
16	COFCO Coca-Cola Beverages (Shaanxi) Limited	Manufacturing	0.25	0.20	COFCO Coca-Cola Beverage (China) Investment Co., Ltd.	Investment companies
17	Master Kong (Xi'an) Beverage Co., Ltd..	Manufacturing	1.45	0.27	Master Kong (Xi'an) Beverage Co., Ltd.	Hong Kong
18	Xi'an Starbucks Coffee Co., Ltd.	Hotels and restaurants	0.04	0.02	Starbucks Asia Pacific Investment Holding III Limited	Hong Kong
19	Brother Machinery Xi'an Co., Ltd.	Manufacturing	1.25	0.43	Brother Industries Ltd.	Japan
20	ARC Qinghua (Xi'an) Automobile Co., Ltd..	Manufacturing	0.49	0.18	ARC Automotive Asia, Limited	Hong Kong
21	Simmtech Electronics (Xi'an) Co., Ltd.	Manufacturing	0.99	0.40	Simmtech Hong Kong Holdings Limited	Hong Kong

No.	Name of companies	Industries	Total investment (US\$100 million)	Contractual foreign investment (US\$100 million)	Foreign investors	Country/Region
22	Xi'an Watsons Personal Goods Store Co., Ltd.	Wholesale and retail	0.10	0.05	Glaswall (HK) Investments Limited	Hong Kong
23	Samsung SDI-ARN (Xi'an) Power Battery Co., Ltd.	Manufacturing	4.87	0.85	Samsung SDI Co., Ltd.	South Korea
24	Shaanxi Zhenzhang Food Co., Ltd.	Manufacturing	0.01	0.01	Mr. Yang Hongpeng from Taiwan	Taiwan
25	Xi'an ISRI Huatai Auto Seat Co., Ltd.	Manufacturing	0.06	0.04	Isringhausen GmbH & Co. KG	Germany
26	Daikin Device (Xi'an) Co., Ltd.	Manufacturing	0.73	0.51	Daikin (China) Investment Co., Ltd.	Japan
27	Xi'an Worldunion Investment Consulting Co., Ltd.	Real estate	0.01	0.00	Shenzhen Worldunion Group Co., Ltd.	Domestic investment by foreign-invested companies
28	China Nuclear Concrete Co., Ltd.	Manufacturing	0.11	0.02	China Nuclear Industry Huaxing Construction Co., Ltd.	Macao
29	CIMC-SHAC (Xi'an) Special Vehicles Co., Ltd.	Manufacturing	0.12	0.02	CIMC Vehicle Investment Holdings Company Limited	Hong Kong
30	Xi'an System Sensor Electronics Co., Ltd.	Manufacturing	0.15	0.06	Honeywell International Inc.	The United States
31	Asian and African Business Management (Xi'an) Corporation Limited	Leasing and business services	0.01	0.01	Express Gains Limited	Seychelles
32	Fujitsu (Xi'an) System Engineering Co., Ltd.	Information transmission, software, and information technology services	0.01	0.01	Fujitsu (China) Corporation Limited	Japan

No.	Name of companies	Industries	Total investment (US\$100 million)	Contractual foreign investment (US\$100 million)	Foreign investors	Country/Region
33	Hualian SKP (Shaanxi) Department Store Co., Ltd.	Wholesale and retail	0.60	0.00	Beijing Hualian (SKP) Department Store Co., Ltd.	Domestic investment by foreign-invested companies
34	Vertiv Technology (Xi'an) Co., Ltd.	Scientific research and technology services	0.08	0.05	Liebert (Shanghai) Holdings Co., Ltd.	Hong Kong
35	CRRC Xi'an Yongjetong Electric Co., Ltd.	Manufacturing	1.00	0.14	Hitaichi, Ltd.	Japan
36	Xi'an Lotus Chain Supermarket Co., Ltd.	Wholesale and retail	0.06	0.03	Chia Tai Trading (Beijing) Company Limited	Hong Kong
37	Samsung Data System (Xi'an) Co., Ltd.	Information transmission, software, and information technology services	0.12	0.00	Samsung Data System (China) Co., Ltd.	Domestic investment by foreign-invested companies
38	Furukawa Electric Xi'an Optical Communication Co., Ltd.	Manufacturing	0.86	0.17	The Furukawa Electric Co., Ltd.	Japan
39	Emerson Xi'an Engineering Center	Information transmission, software, and information technology services	0.18	0.07	Emerson Electric (China) Investment Co., Ltd.	Investment companies
40	Shaanxi Leyou Trading Company	Wholesale and retail	0.02	0.00	Leyou International Business Group Co., Ltd.	Domestic investment by foreign-invested companies
41	Applied Materials (Xi'an) Co., Ltd.	Manufacturing	2.55	0.85	Applied Materials Investment (China) Co., Ltd.	Investment companies
42	Xi'an XRA Aviation Parts Co., Ltd.	Manufacturing	0.30	0.09	Rolls-Royce Group Plc.	The United Kingdom
43	Ching Ming (Xi'an) Metal Technology Co., Ltd.	Manufacturing	0.48	0.16	Ching Ming (Hong Kong) Corporation Limited	Hong Kong

No.	Name of companies	Industries	Total investment (US\$100 million)	Contractual foreign investment (US\$100 million)	Foreign investors	Country/Region
44	Bosch Rexroth (Xi'an) Electric Drives and Controls Co., Ltd.	Manufacturing	2.75	0.92	Robert Bosch Holding Nederland B.V.	Holland
45	ThoughtWorks Software Technologies (Xi'an) Ltd.	Information transmission, software, and information technology services	0.02	0.02	ThoughtWorks Holdings Limited	The United Kingdom
46	Shaanxi Techteam Jimong Humic Acid Product Co., Ltd.	Manufacturing	0.64	0.64	Green Agriculture Holding Corporation	The United States
47	Xi'an FC Intelligence Transmission Co., Ltd.	Manufacturing	1.52	0.34	Caterpillar (China) Investment Co., Ltd.	Investment companies
48	Shaanxi Huaqing Aegean Ecological Development Co., Ltd.	Hotels and restaurants	0.30	0.16	Macao China Travel Service (International) Hotel Management Co., Ltd.	Macao
49	Shangri-La Hotel (Xi'an) Co., Ltd.	Hotels and restaurants	0.82	0.43	Shangri-la China Limited	Hong Kong
50	Yanchang and Shell Petroleum Company Limited	Wholesale and retail	9.90	1.51	Shell (China) Co., Ltd.	Investment companies

**4.7 Top 50 companies in manufacturing industry (Based on the total investment by foreign-invested enterprises established in Xi'an)**

No.	Name of companies	Total investment (US\$100 million)	Contractual foreign investment (US\$100 million)	Foreign investors	Country/Region
1	Samsung (China) Semiconductor Co., Ltd.	178.70	59.57	Samsung Electronics Co., Ltd.	South Korea
2	Yaobai Special Cement Group Co., Ltd.	8.78	2.96	Faithful Alliance Limited	Hong Kong
3	China XD Electric Co., Ltd.	8.31	1.25	GE Smallworld (Singapore) Pte. Ltd.	Singapore
4	Micron Semiconductor (Xi'an) Co., Ltd.	8.06	2.69	Micron Semiconductor Asia Limited, Micron Semiconductor International Limited	Singapore
5	Samsung SDI-ARN (Xi'an) Power Battery Co., Ltd.	4.87	0.85	Samsung SDI Co., Ltd.	South Korea
6	Air Chemical Products (Xi'an) Co., Ltd.	3.44	1.17	Air Products and Chemicals (China) Investment Co., Ltd.	Investment companies
7	Bosch Rexroth (Xi'an) Electric Drives and Controls Co., Ltd.	2.75	0.92	Robert Bosch Holding Nederland B.V.	Holland
8	BYD Auto Co., Ltd.	2.69		BYD Auto Co., Ltd.	Domestic investment by foreign-invested companies
9	Applied Materials (Xi'an) Co., Ltd.	2.55	0.85	Applied Materials Investment (China) Co., Ltd.	Investment companies
10	Powertech Semiconductor (Xi'an) Co., Ltd.	2.10	0.70	Powertech Technology Inc.	Taiwan

No.	Name of companies	Total investment (US\$100 million)	Contractual foreign investment (US\$100 million)	Foreign investors	Country/Region
11	XD General Electric Automation Co., Ltd.	2.01	0.41	GE Smallworld (Singapore) Pte. Ltd.	Singapore
12	Sumitka Electronic Materials (Xi'an) Co., Ltd.	1.85	0.63	Sumitomo Chemical Company, Limited	Japan
13	Xi'an FC Intelligence Transmission Co., Ltd.	1.52	0.34	Caterpillar (China) Investment Co., Ltd.	Investment companies
14	Master Kong (Xi'an) Beverage Co., Ltd.	1.45	0.27	Master Kong (Xi'an) Beverage Co., Ltd.	Hong Kong
15	Brother Machinery Xi'an Co., Ltd.	1.25	0.43	Brother Industries Ltd.	Japan
16	Xi'an Lijun Pharmaceutical Co., Ltd.	1.19	0.92	United Investments Group Limited	Hong Kong
17	Fubao (Xi'an) Electronic Technology Co., Ltd.	1.10	0.11	Kangjie Group Co., Ltd.	Hong Kong
18	CRRC Xi'an Yongjietong Electric Co., Ltd.	1.00	0.14	Hitachi, Ltd.	Japan
19	Shaanxi Zhi Tian Energy Equipment Co., Ltd.	1.00	0.17	Tyrone Peter Jhurrial	The United States
20	Simmtech Electronics (Xi'an) Co., Ltd.	0.99	0.40	Simmtech Hong Kong Holdings Limited	Hong Kong
21	Xi'an Like Photoelectric Technology Co., Ltd.	0.95	0.03	Zhiwei Co., Ltd.	Hong Kong

No.	Name of companies	Total investment (US\$100 million)	Contractual foreign investment (US\$100 million)	Foreign investors	Country/Region
22	TRW Dongfang (Xi'an) Airbag Inflator Co., Ltd.	0.90	0.27	TRW Pacific Asia Limited	Investment companies
23	Shaanxi Qinfeng Technology Co., Ltd.	0.90	0.09	Prolific and Prosperous Limited	Hong Kong
24	Xi'an Dingyi Food Co., Ltd.	0.89	0.44	Master Kong Instant Noodle Investment (China) Co., Ltd.	Investment companies
25	Furukawa Electric Xi'an Optical Communication Co., Ltd.	0.86	0.17	The Furukawa Electric Co., Ltd.	Japan
26	Cathay Aviation Industry (Xi'an) Ltd	0.80	0.30	Natural Person Cai Yongqing, Triumph Ford Development Co., Ltd.	Hong Kong
27	Honfei Flight Controls Technology Co., Ltd	0.80	0.30	Honeywell (China) Co., Ltd.	Investment companies
28	Daikin Device (Xi'an) Co., Ltd.	0.73	0.51	Daikin (China) Investment Co., Ltd.	Japan
29	Shaanxi Aierfu Tissue Engineering Co., Ltd.	0.70	0.39	WELL Profit (HK) Development Limited, FD (H) Investments Limited	Hong Kong
30	Ebm-papst Fan (Xi'an) Co., Ltd.	0.68	0.23	Ebm Beteiligungs-GmbH	Germany
31	Soulbrain (Xi'an) Electronic Material Co., Ltd.	0.65	0.36	Soulbrain Co., Ltd.	South Korea
32	Shaanxi Techteam Jinong Humic Acid Product Co., Ltd.	0.64	0.64	Green Agriculture Holding Corporation	The United States

No.	Name of companies	Total investment (US\$100 million)	Contractual foreign investment (US\$100 million)	Foreign investors	Country/Region
33	BlueScope Building System (Xi'an) Co., Ltd.	0.63	0.21	BlueScope Construction (Singapore) Ltd.	Singapore
34	Skypeople Juice Group Co., Ltd.	0.63	0.46	Skypeople Juice International Holdings (Hong Kong) Limited	Hong Kong
35	Hansol Electronic Materials (Xi'an) Co., Ltd.	0.62	0.21	Hansol Chemical Co., Ltd	South Korea
36	Maxyee Cultural Industry Co., Ltd.	0.61	0.15	Maxyee (Holdings) Development Limited	Hong Kong
37	Global Horticulture (Xi'an) Limited	0.60	0.20	Global Horticulture Limited	New Zealand
38	Huatian Telecom Inc.	0.54	0.25	KMW Inc.	South Korea
39	Xi'an Yingqiao Dairy (Group) Co., Ltd.	0.52	0.23	Silver Bridge International Group Holdings Pte. Ltd.	Singapore
40	Xi'an Shengshi Dinghong Information Technology Co., Ltd.	0.50	0.50	Air Media (China) Limited	Hong Kong
41	Xi'an ABB Power Capacitor Co., Ltd.	0.49	0.37	ABB (China) Co., Ltd.	Investment companies
42	Ebersdacher Exhaust Technology (Xi'an) Co., Ltd.	0.49	0.08	Ebersdacher Exhaust Technology International Co., Ltd.	Germany
43	ARC Qinghua (Xi'an) Automobile Co., Ltd..	0.49	0.18	ARC Automotive Asia, Limited	Hong Kong



No.	Name of companies	Total investment (US\$100 million)	Contractual foreign investment (US\$100 million)	Foreign investors	Country/Region
44	Danone (Shaanxi) Food & Beverage Co., Ltd.	0.49	0.00	DANONE (China) Food & Beverage Co., Ltd.	Domestic investment by foreign-invested companies
45	Ching Ming (Xi'an) Metal Technology Co., Ltd.	0.48	0.16	Ching Ming (Hong Kong) Corporation Limited	Hong Kong
46	Schneider Electric Equipment and Engineering (Xi'an) Company Limited	0.48	0.16	Schneider Electric South East Asia (HQ) Pte. Ltd.	Singapore
47	Xi'an AVIC Hamilton Sundstrand Aviation Electric Co., Ltd.	0.45	0.15	Hansheng Holding Company	The United States
48	Xi'an Weiwei Food & Beverage Co., Ltd.	0.44		Weiwei Food & Beverage Co., Ltd.	Domestic investment by foreign-invested companies
49	Valmet Paper Technology (Xi'an) Co., Ltd.	0.44	0.11	Valmet Technologies, Inc.	Finland
50	Well Logging Energy Technology Xi'an Co., Ltd.	0.41	0.01	Long Global International Limited	Hong Kong

**4.8 Top 50 companies in services sector (Based on the total investment by foreign-invested enterprises established in Xi'an)**

No.	Name of companies	Industries	Total investment (US\$100 million)	Contractual foreign investment (US\$100 million)	Foreign investors	Country/Region
1	Yanchang and Shell Petroleum Company Limited	Wholesale and retail	9.90	1.51	Shell (China) Co., Ltd.	Investment companies
2	IKEA Centres Xi'an Co., Ltd.	Real estate	7.53	2.56	IKEA Centres Investments Six B.V.	Holland
3	Xi'an Maikē Metals International Limited	Wholesale and retail	6.64	0.66	Saif III Mauritius (China Investments) Limited	The United States
4	China Minsheng Investment Group International Logistics Financing & Lease Co., Ltd.	Leasing and business services	4.52	1.13	Pacific International Lines (Private) Limited	Singapore
5	Shaanxi Datang Silk Road International Financial Leasing Co., Ltd.	Leasing and business services	4.52	1.36	Da Tang Xi Shi International Group Limited	Hong Kong
6	Xi'an Jingdong Express Supply Chain Technology Co., Ltd.	Information transmission, software, and information technology services	4.21	1.42	Jingdong E-Commerce (Express) Hong Kong Corporation Limited	Hong Kong
7	Xi'an Shuokun Real Estate Development Co., Ltd.	Real estate	3.77	0.73	Grandiose Luck Limited	Hong Kong
8	Xi'an GLPROP Technology Industry Development Co., Ltd.	Real estate	3.58	0.88	CLH (44) Pte. Ltd.	Singapore
9	Zhonghai Dingsheng (Xi'an) Real Estate Co., Ltd.	Real estate	3.20	3.20	Yaoqi Development Co., Ltd.	Hong Kong
10	Tong Ze Cloud Industry International Investment Company Limited	Leasing and business services	3.00	0.70	Tongzeyun Cloud Industry International Investment Co., Ltd.	Hong Kong

No.	Name of companies	Industries	Total investment (US\$100 million)	Contractual foreign investment (US\$100 million)	Foreign investors	Country/Region
11	Xi'an International Financial Leasing Co., Ltd.	Finance	2.98	2.98	Xi'an Infrastructure Investment Group	Hong Kong
12	Perennial Xi'an City Investment Zhanxi Real Estate Co., Ltd.	Real estate	2.96	0.61	Perennial Xi'an Development 1 Pte. Ltd.	Singapore
13	Xi'an Wangfujing Commercial Operation and Management Co., Ltd.	Real estate	2.91	0.73	Taubman Xian (Hong Kong) Limited	Hong Kong
14	Xi'an Overseas Chinese Town Land Co., Ltd.	Real estate	2.70	2.70	City Legent International Limited	Hong Kong
15	China Overseas Dingye (Xi'an) Real Estate Limited	Real estate	2.66	2.30	VIVA (Hong Kong) Limited	Hong Kong
16	Mosaic Commercial Real Estate Development (Xi'an) Co., Ltd.	Real estate	2.36	1.45	Mosaic Xi'an (HK) Limited	Hong Kong
17	Shaanxi Sunfonda Automobile Technology Development Co., Ltd.	Wholesale and retail	2.31	0.77	Sunfonda (China) Investment Co., Ltd.	Investment companies
18	Xi'an Gangrun Real Estate Co., Ltd.	Real estate	2.27	0.53	Super Talent Resources Limited	Hong Kong
19	Xi'an Mao'an Real Estate Co., Ltd.	Real estate	2.27	1.72	Mao'an Investment Co., Ltd.	Hong Kong
20	Uxin (Shaanxi) Information Technology Group Co., Ltd.	Information transmission, software, and information technology services	2.00	2.00	UcarShow HK Limited	Hong Kong
21	Shengheng (Xi'an) Real Estate Development Co., Ltd.	Real estate	2.00	1.57	Surbana Property Investment Pte. Ltd.	Singapore

No.	Name of companies	Industries	Total investment (US\$100 million)	Contractual foreign investment (US\$100 million)	Foreign investors	Country/Region
22	Shaanxi Pousheng Trading Co., Ltd.	Wholesale and retail	1.98	0.20	Rainbow Faith Investments Limited	Hong Kong
23	Xi'an Hugou Construction Development Co., Ltd.	Real estate	1.90	0.47	Chengbang Company Limited	The United Kingdom
24	Xi'an Longfor Runrong Real Estate Co., Ltd.	Real estate	1.87		Chengdu Longfor Jinhua Real Estate Co., Ltd.	Domestic investment by foreign-invested companies
25	Shaanxi Hualian Real Estate Development Co., Ltd.	Real estate	1.85	0.88	Capita Retail China Developments D8 (HK) Limited	Hong Kong
26	Yueda Huamei (Xi'an) Real Estate Co., Ltd.	Real estate	1.83	0.37	Grand Canal L.L.C.	The United States
27	Xi'an Yingyu Real Estate Co., Ltd.	Real estate	1.78	1.20	Jiazhi Holdings Limited	Hong Kong
28	Hutchison Whampoa Properties (Xi'an) Limited	Real estate	1.70	0.60	Montoya (Hong Kong) Limited	Hong Kong
29	Xi'an Capital Xinkai Real Estate Ltd.	Real estate	1.65	1.65	Shenguang Development Co., Ltd.	Hong Kong
30	Xi'an Yixin Property Management Co., Ltd.	Real estate	1.62	0.88	Hosoon Group Co., Ltd.	Hong Kong
31	Shaanxi Xijin Financial Leasing Co., Ltd.	Finance	1.58	0.47	Tongze Financial Holdings Group Co., Ltd.	Hong Kong
32	Xi'an First Aluminum Commercial Development Management Co., Ltd.	Real estate	1.53	0.41	Beijing Capital Kaida Operations Co., Ltd.	Hong Kong

No.	Name of companies	Industries	Total investment (US\$100 million)	Contractual foreign investment (US\$100 million)	Foreign investors	Country/Region
33	China Resources Land (Xi'an) Commercial Property Management Co., Ltd.	Real estate	1.51	0.76	Golden West Development Co., Ltd.	Hong Kong
34	Shaanxi Hua Yin Financial Leasing Co., Ltd.	Finance	1.48	0.37	Linghe International (Hong Kong) Limited	Hong Kong
35	Shaanxi Huitong Tianxia Financial Leasing Co., Ltd.	Finance	1.48	0.37	Long Elegant Holdings Limited	Hong Kong
36	Qunguang Industrial (Xi'an) Co., Ltd.	Wholesale and retail	1.34		Qunguang Industry (Wuhan) Co., Ltd.	Domestic investment by foreign-invested companies
37	Xi'an Qinhangtang International Plaza Management Co., Ltd.	Real estate	1.33	0.75	Chuang Hui Co., Ltd.	Hong Kong
38	Prologis (Xi'an) Warehousing Co., Ltd..	Transportation, warehousing and postal services	1.29	0.44	Prologis Xafx Pte. Ltd.	Singapore
39	Xi'an Pengruli City Investment Zhandong Real Estate Co., Ltd.	Real estate	1.28	0.43	Perennial Xi'an Development 2 Pte. Ltd.	Singapore
40	Midwest Commodity Exchange Center Co., Ltd.	Leasing and business services	1.26	0.00	Xi'an Maike Metals International Limited	Domestic investment by foreign-invested companies
41	Xi'an Jiazhi Real Estate Co., Ltd.	Real estate	1.26	0.85	Jiazhi Holdings Limited	Hong Kong
42	GSH (Xi'an) Property Development Co., Ltd.	Real estate	1.25	1.03	Qunce Global (Xi'an) Investment Co., Ltd.	Singapore
43	Zhonghai Xingyao (Xi'an) Real Estate Co., Ltd.	Real estate	1.18	0.45	Yaoqi Development Co., Ltd.	Hong Kong

No.	Name of companies	Industries	Total investment (US\$100 million)	Contractual foreign investment (US\$100 million)	Foreign investors	Country/Region
44	Shaanxi Wanfa Real Estate Co., Ltd.	Real estate	1.15	0.89	Wanfa Enterprises Co., Ltd.	Hong Kong
45	Chang'an Hospital Co., Ltd.	Health and social work	1.12	0.34	Datang Medical Co., Ltd.	Hong Kong
46	Xi'an Qujiang Agile Real Estate Development Co., Ltd.	Real estate	1.05 Prologis (Xi'an) Warehousing Co., Ltd..	0.00	Guangzhou Panyu Agile Real Estate Development Co., Ltd.	Domestic investment by foreign-invested companies
47	Xi'an Tangrong Real Estate Co., Ltd.	Real estate	1.04	0.38	High Express International Limited	Hong Kong
48	ECO Environmental Energy Investment Co., Ltd.	Leasing and business services	1.00	1.00	ECO Energy (China) Company Limited	Hong Kong
49	Xi'an Ocean Central Park Real Estate Co., Ltd.	Real estate	1.00	0.80	Win Max Capital Investment Limited	Hong Kong
50	Xi'an Jintu Real Estate Co., Ltd.	Real estate	0.99	0.99	Huidu Co., Ltd.	Hong Kong

#### 4.9 Foreign-invested companies form major investment source countries

The top five countries and regions with a cumulative number of foreign-invested companies in Xi'an are Hong Kong, South Korea, the United States, Japan and Singapore. The representative companies are shown in the table below.

#### Hong Kong

No.	Name of companies	Industries	Total investment (US\$100 million)	Contractual foreign investment (US\$100 million)	Foreign investors
1	Yaobai Special Cement Group Co., Ltd.	Manufacturing	8.78	2.96	Faithful Alliance Limited
2	China Minsheng Investment Group International Logistics Financing & Lease Co., Ltd.	Leasing and business services	4.52	1.13	CM International Investment Holding Limited
3	Shaanxi Datang Silk Road International Financial Leasing Co., Ltd.	Leasing and business services	4.52	1.36	Da Tang Xi Shi International Group Limited
4	Xi'an Jingdong Express Supply Chain Technology Co., Ltd.	Information transmission, software, and information technology services	4.21	1.42	Jingdong E-Commerce (Express) Hong Kong Corporation Limited
5	Xi'an Shuokun Real Estate Development Co., Ltd.	Real estate	3.77	0.73	Grandiose Luck Limited
6	Zhonghai Dingsheng (Xi'an) Real Estate Co., Ltd.	Real estate	3.20	3.20	Yaoqi Development Co., Ltd.
7	Tong Ze Cloud Industry International Investment Company Limited	Leasing and business services	3.00	0.70	Tongzcyun Cloud Industry International Investment Co., Ltd.
8	Xi'an International Financial Leasing Co., Ltd.	Finance	2.98	2.98	Xi'an Infrastructure Investment Group
9	Xi'an Wangfujing Commercial Operation and Management Co., Ltd.	Real estate	2.91	0.73	Taubman Xian (Hong Kong) Limited
10	China Overseas Dingye (Xi'an) Real Estate Limited	Real estate	2.66	2.30	Yaoqi Development Co., Ltd.

**South Korea**

<b>No.</b>	<b>Name of companies</b>	<b>Industries</b>	<b>Total investment (US\$100 million)</b>	<b>Contractual foreign investment (US\$100 million)</b>	<b>Foreign investors</b>
1	Samsung (China) Semiconductor Co., Ltd.	Manufacturing	178.70	59.57	Samsung Electronics Co., Ltd.
2	Samsung SDI-ARN (Xi'an) Power Battery Co., Ltd.	Manufacturing	4.87	0.85	Samsung SDI Co., Ltd.
3	Sumika Electronic Materials (Xi'an) Co., Ltd.	Manufacturing	1.85	0.63	Dongwoo Fine-Chem Co., Ltd.
4	Soulbrain (Xi'an) Electronic Material Co., Ltd.	Manufacturing	0.65	0.36	Soulbrain Co., Ltd.
5	Hansol Electronic Materials (Xi'an) Co., Ltd.	Manufacturing	0.62	0.21	Hansol Chemical Co., Ltd
6	Huatian Telecom Inc.	Manufacturing	0.54	0.25	KMW Inc.
7	Chengchuang International Financial Leasing Co., Ltd.	Finance	0.29	0.14	Y&J Investment
8	Xi'an Maxun New Material Co., Ltd.	Manufacturing	0.24	0.08	Korea Resources Corporation
9	Wonik (Xi'an) Semiconductor Tech. Co., Ltd.	Wholesale and retail	0.23	0.11	Wonik Materials Co., Ltd.
10	Ginwa Intelligence Technology Co., Ltd.	Manufacturing	0.15	0.07	(Company Limited) UX Factory



**The United States**

<b>No.</b>	<b>Name of companies</b>	<b>Industries</b>	<b>Total investment (US\$100 million)</b>	<b>Contractual foreign investment (US\$100 million)</b>	<b>Foreign investors</b>
1	Xi'an Maikē Metals International Limited	Wholesale and retail	6.64	0.66	Saif III Mauritius (China Investments) Limited
2	Yueda Huamei (Xi'an) Real Estate Co., Ltd.	Real estate	1.83	0.37	Grand Canal L.L.C.
3	Shaanxi Zhi Tian Energy Equipment Co., Ltd.	Manufacturing	1.00	0.17	Tyrone Peter Jhurilal
4	Shanxi Techteam Jinong Humic Acid Product Co., Ltd.	Manufacturing	0.64	0.64	Green Agriculture Holding Corporation
5	Huatian Telecom Inc.	Manufacturing	0.54	0.25	KMW USA, Inc.
6	Xi'an AVIC Hamilton Sundstrand Aviation Electric Co., Ltd.	Manufacturing	0.45	0.15	Hansheng Holding Company
7	Xi'an Bron Nanophotonic Technology Co., Ltd.	Manufacturing	0.40	0.40	Shi Yuan
8	Xi'an Haixin Pharmaceutical Co., Ltd.	Manufacturing	0.22	0.04	HG Resources, Inc.
9	Xi'an System Sensor Electronics Co., Ltd.	Manufacturing	0.15	0.06	Honeywell International Inc.
10	Opti (Xi'an) Power System Co., Ltd.	Manufacturing	0.14	0.04	Liu Haifeng

**Japan**

<b>No.</b>	<b>Name of companies</b>	<b>Industries</b>	<b>Total investment (US\$100 million)</b>	<b>Contractual foreign investment (US\$100 million)</b>	<b>Foreign investors</b>
1	Shaanxi Hanjiang Investment Development Co., Ltd.	Power, heat, gas and water production and supply	4.99	0.45	Electric Power Development Company
2	Sumika Electronic Materials (Xi'an) Co., Ltd.	Manufacturing	1.85	0.63	Sumitomo Chemical Company, Limited
3	Brother Machinery Xi'an Co., Ltd.	Manufacturing	1.25	0.43	Brother Industries Ltd.
4	CRRC Xi'an Yongqiejietong Electric Co., Ltd.	Manufacturing	1.00	0.14	Hitachi, Ltd.
5	Furukawa Electric Xi'an Optical Communication Co., Ltd.	Manufacturing	0.86	0.17	The Furukawa Electric Co., Ltd.
6	Daikin Device (Xi'an) Co., Ltd.	Manufacturing	0.73	0.51	Daikin (China) Investment Co., Ltd.
7	Xi'an XKNC Precision Machinery Co., Ltd.	Manufacturing	0.19	0.02	Kitamura Manufacturing Co., Ltd.
8	Xi'an KI Kang-Chen F&B Management Co., Ltd.	Leasing and business services	0.10	0.08	Japan Kitajima Industry Co., Ltd.
9	Xi'an Yatongmeng Commercial Operation & Management Co., Ltd.	Real estate	0.09	0.08	Yatongmeng Industry Co., Ltd.
10	Xiling Electric Power Products Manufacturing Co., Ltd.	Manufacturing	0.09	0.02	Japan Mitsubishi Electric Corporation

**Singapore**

<b>No.</b>	<b>Name of companies</b>	<b>Industries</b>	<b>Total investment (US\$100 million)</b>	<b>Contractual foreign investment (US\$100 million)</b>	<b>Foreign investors</b>
1	China XD Electric Co., Ltd.	Manufacturing	8.31	1.25	GE Smallworld (Singapore) Pte. Ltd.
2	Micron Semiconductor (Xi'an) Co., Ltd.	Manufacturing	8.06	2.69	Micron Semiconductor Asia Limited
3	China Minsheng Investment Group International Logistics Financing & Lease Co., Ltd.	Leasing and business services	4.52	1.13	Pacific International Lines (Private) Limited
4	Xi'an GLPROP Technology Industry Development Co., Ltd.	Real estate	3.58	0.88	CLH (44) PTE. LTD.
5	Perennial Xi'an City Investment Zhanxi Real Estate Co., Ltd.	Real estate	2.96	0.61	Perennial Xi'an Development 1 Pte. Ltd.
6	XD General Electric Automation Co., Ltd.	Manufacturing	2.01	0.41	GE Smallworld (Singapore) Pte. Ltd.
7	Shengheng (Xi'an) Real Estate Development Co., Ltd.	Real estate	2.00	1.57	Surbana Property Investment Pte. Ltd.
8	Prologis (Xi'an) Warehousing Co., Ltd.	Transportation, warehousing and postal services	1.29	0.44	Prologis Xafx Pte. Ltd.
9	Xi'an Pengruili City Investment Zhandong Real Estate Co., Ltd.	Real estate	1.28	0.43	Perennial Xi'an Development 2 Pte. Ltd.
10	GSH (Xi'an) Property Development Co., Ltd.	Real estate	1.25	1.03	Quince Global (Xi'an) Investment Co., Ltd.